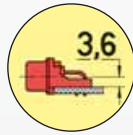


Number of contacts

Mounting height

9-37



Low Profile Versions

SMC stamped solder pins, angled with grounding board locks

Identification	No. of contacts	Part No.	
Performance levels Explanations page 5 Other contact surfaces on request		Performance level 3	Performance level 2
Male connector tinned metal shell with dimples	9 15 25 37	09 65 166 781 . 09 65 266 781 . 09 65 366 781 . 09 65 466 781 .	09 65 166 681 . 09 65 266 681 . 09 65 366 681 . 09 65 466 681 .
Female connector tinned metal shell	9 15 25 37	09 66 156 761 . 09 66 256 761 . 09 66 356 761 . 09 66 456 761 .	09 66 156 661 . 09 66 256 661 . 09 66 356 661 . 09 66 456 661 .
Please insert digit for flange thread or fitted female screw locks			
Ø 3.1 mm hole ▶ 4 ¹⁾ M3 ▶ 5 4-40 UNC ▶ 6 fitted screw locks 4-40 UNC ▶ 7			

¹⁾ Not normally kept in stock

Number of contacts

Mounting height

9-37



Low Profile Versions

SMC stamped solder pins, angled with grounding board locks

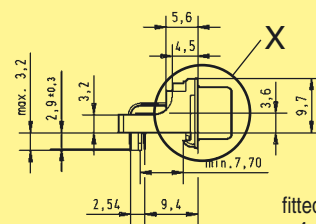
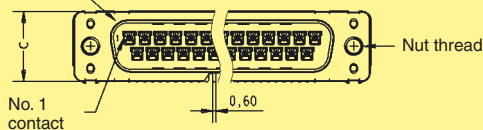
Identification

Drawing

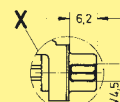
Dimensions in mm

Male connector

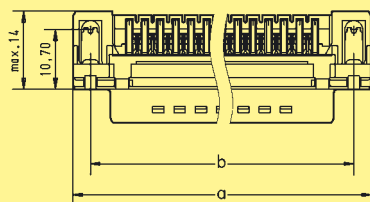
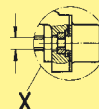
Mating face acc. to: DIN 41 652 · CECC 75 301-802
IEC 60 807



fitted screw locks
4 - 40 UNC

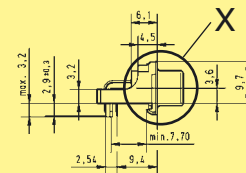
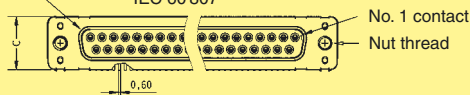


M 3 or
4 - 40 UNC

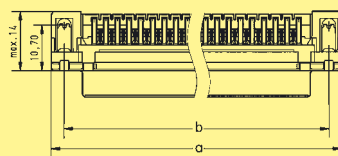


Female connector

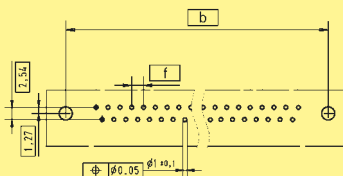
Mating face acc. to: DIN 41 652 · CECC 75 301-802
IEC 60 807



Grounding board lock 0.2 x 0.6



Board drillings



	a	b±0.1	c	f
9	30.90	25.00	12.50	2.74
15	39.20	33.30	12.50	2.74
25	53.10	47.00	12.50	2.76
37	69.40	63.50	12.50	2.76