

## Solutions for Electronic Specialty Markets (ESM)

### Product Catalog for Electronic Specialty Markets

- 3M™ Electronic Specialty Markets - New Product Releases
- 3M™ Abrasives
- 3M™ Adhesives, Cleaners & Compounds
- 3M™ Breadboards & Test Clips
- 3M™ Cable & Assemblies
- 3M™ Copper Interconnects
- 3M™ Fiber Optics
- 3M™ Fire Protection
- 3M™ Heat Shrink
- 3M™ Identification Systems
- 3M™ Occupational Health & Safety Products
- 3M™ Protective Bumpers
- 3M™ Reclosable Fasteners
- 3M™ Splicing, Terminating & Ducting
- 3M™ Static Control
- 3M™ Tapes
- 3M™ Terminals, Kits & Tools
- 3M™ Vacuums & Accessories
- 3M™ Warehousing & Packaging Supplies
- 3M™ Wire Connectors

[Product Catalog for Electronic Specialty Markets](#) > [3M™ Copper Interconnects](#) > [Wiremount Sockets](#) > [Wiremount Sockets, .100 in x .100 in](#) > [40 Position, .100" x .100" Wiremount Socket](#) >

## [Printer-friendly format](#) 3M™ .100 in. Wiremount Socket, .100" x .100", 40 Contacts, 3417-6640



.100" x .100" for .050" Pitch Cable, Open end cover, Military and Centerbump Polarization, Plastic Strain Relief, Available options are 3448 Strain Relief, 3435-0 Keying Plug and 3490 Pull Tab, all ordered separately.

[\[click to enlarge\]](#)

GTIN(UPC/EAN) : 0 00 54007 33644 0  
3M Id : 80-6101-2098-4

### Additional Information

#### Learn More . . .

#### [Packaging Data](#)

[3M™ .100 in. WM Skt., .100" x .100" for .050" pitch cable, TS0718 - Data Sheet \(PDF 1.0 MB\)](#)

[3417-6640, 3D IGES, rev. 01 - 3D Models \(ZIP 166.0 K\)](#)

[3417-6640, 3D Parasolid, rev. 01 - 3D Models \(ZIP 152.2 K\)](#)

[3417-6640, 3D Step, rev. 01 - 3D Models \(ZIP 123.8 K\)](#)

#### Please Note:

Adobe® Acrobat® Reader is required to view PDF documents.



### Characteristics

<b>China RoHS - Below MCV</b>	Yes
<b>Conductor Accommodation</b>	26 & 28 AWG Solid or Stranded
<b>Connector Cover Style</b>	MetalClip Separate OpenEnds SingleRecess
<b>Contact Material</b>	Copper Alloy
<b>Contact Termination Area Plating</b>	None
<b>Contact Underplating</b>	100 μ" [2.54 μm] Nickel
<b>Contact Wiping Area Plating</b>	30 μ" [0.76 μm] Gold
<b>Current Rating</b>	1 Ampere
<b>EPC Can View</b>	Contract Only
<b>EU RoHS Compliant</b>	Yes

<b>Insulation Color</b>	Gray
<b>Insulation Flammability Rating</b>	UL 94V-0
<b>Insulation Material</b>	Glass Filled Polyester (PBT)
<b>Insulation Resistance</b>	>1 X 10 <sup>9</sup> Ohms @ 500 Vdc
<b>Interface Grid</b>	.100" x .100"
<b>Interface Style</b>	Rectangular Socket
<b>Markings</b>	3M Logo, Part Identification Number and Orientation Triangle
<b>Non-Operating Temperature</b>	-55 to 105 Degree Celsius
<b>Number of Contact Rows</b>	2
<b>Number of Contacts</b>	40
<b>Pitch</b>	0.100 Inch
<b>Polarization</b>	Dual Slots & Centerbump
<b>Primary Trademark Name</b>	3M
<b>Separable</b>	Yes
<b>Strain Relief Type</b>	Plastic
<b>Termination Method</b>	Insulation Displacement
<b>Termination Style</b>	Multiple Wires
<b>Withstanding Voltage</b>	1000 Vrms at Sea Level

# 3M™ Wiremount Socket

.100" × .100" for .050" Pitch Cable (Optional Plastic or Metal Strain Relief)

3000 Series



- Industry standard IDC socket
- Positive locking metal “J” clips provide high cover retention
- Mates with 3M headers, plugs and pin strips for quick connect/disconnect capability
- Open or closed end covers available
- Accepts flat cable or discrete wire
- Transfer adhesive on covers provides precision alignment between connector and cables resulting in high yield terminations
- Availability of pull tab to facilitate proper unplugging
- Availability of 2 types of strain relief (standard and low profile) to isolate the IDC interface
- Set the standard for MIL spec and IEC standardization
- Availability of Military and Center Bump polarization
- See Regulatory Information Appendix for chemical compliance information

Date Modified: January 10, 2008

TS-0718-B  
Sheet 1 of 3

## Physical

### Insulation:

Material: Glass Filled Polyester (PBT)

Flammability: UL 94V-0

Color: Gray

### Contact:

Material: Copper Alloy

J Clip Material: Stainless Steel

### Plating:

Underplating and U-Slot: 100 μ" [ 2.54 μm ] Nickel

Wiping Area: 30 μ" [ 0.76 μm ] Gold

Wire Accommodation: 26 and 28 AWG Solid and Stranded

**Marking:** 3M Logo, Part Identification Number and Orientation Triangle

## Electrical

**Current Rating:** 1 A

**Insulation Resistance:**  $> 1 \times 10^9 \Omega$  at 500 V<sub>DC</sub>

**Withstanding Voltage:** 1000 V<sub>RMS</sub> at Sea Level

## Environmental

**Temperature Rating:** -55°C to +105°C

UL File No.: E68080



Electronic Solutions Division  
Interconnect Solutions  
<http://www.3M.com/interconnects/>

3M is a trademark of 3M Company.  
For technical, sales or ordering information call  
**800-225-5373**

# 3M™ Wiremount Socket

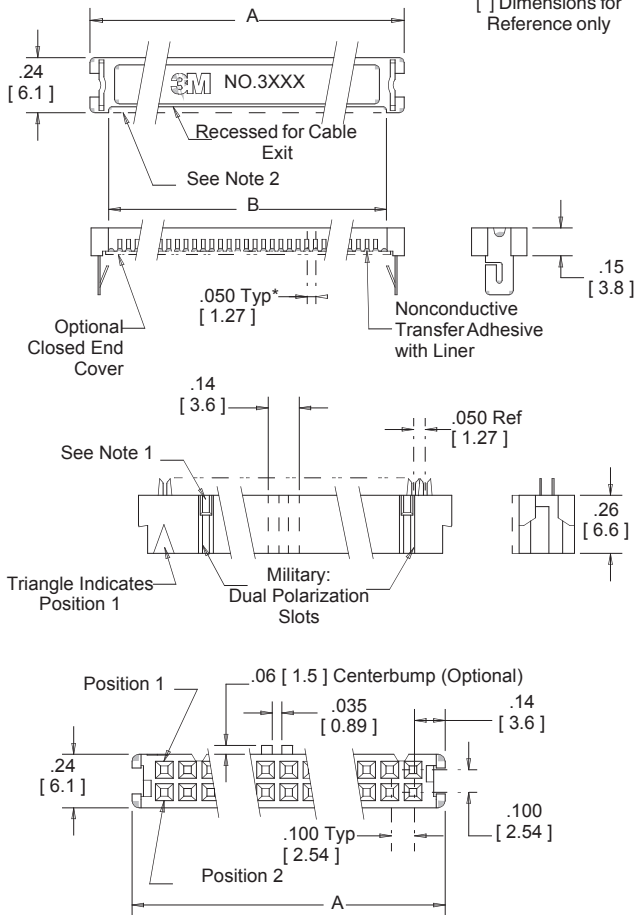
.100" × .100" for .050" Pitch Cable (Optional Plastic or Metal Strain Relief)

3000 Series



Inch (mm)			
Tolerance Unless Noted			
	.0	.00	.000
Inch	±.1	±.01	±.005

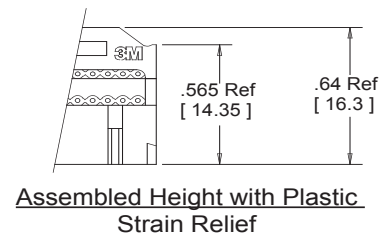
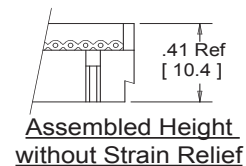
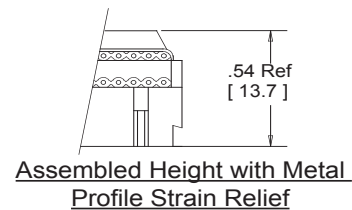
[ ] Dimensions for Reference only



**Notes:**

1. This polarizing groove is non-existent on 3385 and 3473 Series.
2. The optional high cable-profile cover for cable thicker than .040 [ 1.02 ] (does not have cable exit recess).
3. The low profile strain relief can be used with the 4600 Series Plug and .1 x .1 Headers with ejector latches. The latches will only function as an ejector.

Contact Quantity	Dimensions		
	Socket Series	A	B
10	3473	0.68 [ 17.3 ]	0.54 [ 13.7 ]
14	3385	0.88 [ 22.4 ]	0.74 [ 18.8 ]
16	3452	0.98 [ 24.9 ]	0.84 [ 21.3 ]
20	3421	1.18 [ 30.0 ]	1.04 [ 26.4 ]
24	3626	1.38 [ 35.1 ]	1.24 [ 31.5 ]
26	3399	1.48 [ 37.6 ]	1.34 [ 34.0 ]
30	3419	1.68 [ 42.7 ]	1.54 [ 39.1 ]
34	3414	1.88 [ 47.8 ]	1.74 [ 44.2 ]
36	9436	1.98 [ 50.3 ]	1.84 [ 46.7 ]
40	3417	2.18 [ 55.4 ]	2.04 [ 51.8 ]
44	9444	2.38 [ 60.5 ]	2.24 [ 56.9 ]
50	3425	2.68 [ 68.1 ]	2.54 [ 64.5 ]
60	3334	3.18 [ 80.8 ]	3.04 [ 77.2 ]



**Ordering Information**

**Sockets**

**XXXX-XX00** RIA (E1 & C1 Apply)

Socket Series:  
See Table for  
3M Part Number

Polarization:  
0 = Military (Dual Slot)  
6 = Centerbump and Military

Cover:  
6 = Open End  
(For Daisy Chaining or Bussing)  
7 = Closed End (For End Cable Termination)  
8 = Open End for Higher Profile Cables (60 Pos Only)  
9 = Closed End for Higher Profile Cables (60 Pos Only)

**Strain Relief**  
(Order Separately)  
**3448-X0XX**

Type:  
2 = Low Profile (Metal)  
3 = Plastic

XX = "Contact Quantity"  
See Table  
(i.e. 50 for  
a 50 Position  
Strain Relief)

**Keying Plug**  
(Order Separately)  
**3435-0**

**Pull Tabs**  
(Order Separately)  
**3490-X**

**See TS-0720**

Assembly tools: 3M™ Press (or equivalent) 3640, 3M™ Locator Plate 3443-94, 3M™ Platen 3442-9.

TS-0718-B  
Sheet 2 of 3



**Electronic Solutions Division**  
**Interconnect Solutions**  
<http://www.3M.com/interconnects/>

3M is a trademark of 3M Company.  
For technical, sales or ordering information call  
**800-225-5373**

