



PROGRAM YOUR OWN CORRECT A CHIP "QUICK C.A.C."


FEATURES:

SPECIFICATIONS:

- Female socket material is black UL 94V-0 Glass-filled 4/6 Nylon 170°C continuous use temp.
- PCB is FR-4, .062 [1.56] or .094 [2.39] thick.
- Male pin is Brass Alloy 360 1/2 hard per UNS C36000 ASTM-B16-85.
- Male pin plating is 200µ [5.08µm] min. Tin per MIL-T-10727 Type 1 or Tin/Lead 90/10 MIL-P-81728 over 100µ [2.54µm] min. Nickel per QQ-N-290.
- Female pin body is Brass Alloy 360 1/2 hard per UNS C36000 ASTM-B16-85.
- 4-fingered collet contact is Beryllium Copper Alloy per UNS C17200 ASTM-B194-92.
- Contact plating is 10µ [.254µm] min. Gold per MIL-G-45204 over 50µ [1.27µm] min. Nickel per QQ-N-290.
- Minimum contact current rating=1 Amp @ 5 VDC.
- Operating temperature=221°F [105°C].
- Insertion Force=180 grams/pin; Withdrawal Force=90 grams/pin; Normal Force=140 grams/pin; based on a .018 [.46] diameter test lead.
- Socket accepts leads .015-.025 [.38-.64] in diameter, .100-.125 [2.54-3.18] long.
- .015" dia holes in PCB for #30 AWG Kynar wire or equivalent.

MOUNTING CONSIDERATIONS:

- Standard though hole.

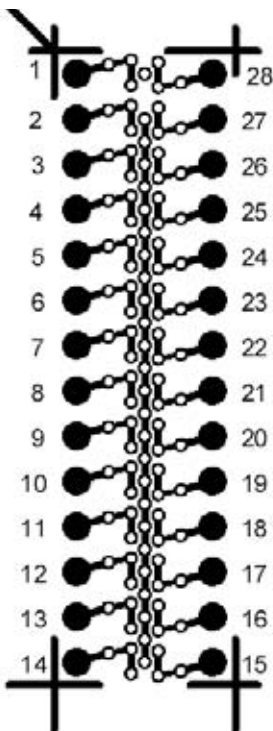
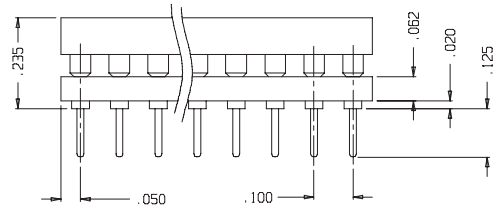


Note: Aries specializes in custom design and production. In addition to the standard products shown on this page, special materials, platings, sizes, and configurations can be furnished, depending on quantities. Aries reserves the right to change product specifications without notice.

ORDERING INFORMATION

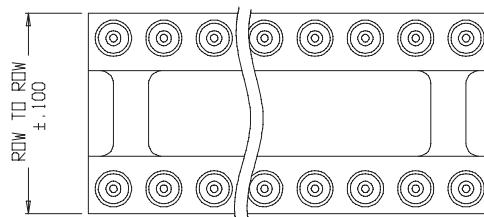
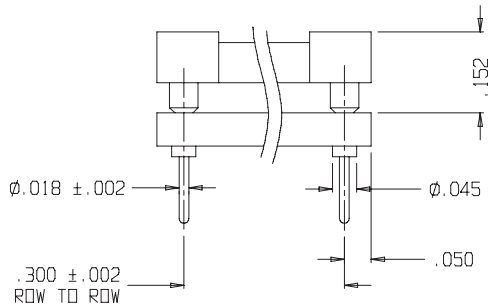
1109800-XX

NO. OF PINS
(8 - 28)



ALL DIMENSIONS: INCHES [MM]

All tolerances ± .005 [.13] unless otherwise specified



DETAIL OF CUTS
NEEDED TO N/C
TOP AND BOTTOM PINS

TOP CUT



BOTTOM ; CUT DIAGONAL TRACE
X-RAY VIEW FROM TOP

ARIES[®]
ELECTRONICS, INC.
http://www.arieselec.com • info@arieselec.com

NORTH AMERICA
Frenchtown, NJ USA
TEL: (908) 996-6841
FAX: (908) 996-3891



EUROPE
TEL: +44 870 240 0249
FAX: +44 871 919 6033
europe@arieselec.com

18046
REV.D