

# DH Series

## Ultra Miniature Snap-Action Switches



- ▶ [Back to Main Products Page](#)
- ▶ [Snap-Action Switch News](#)
- ▶ [Find a Rep / Distributor](#)
- ▶ [Request Quotation](#)
- ▶ [Ask a Question](#)
- ▶ [Application Help](#)
- ▶ [Request a Sample](#)
- ▶ [Request a Catalog](#)
- ▶ [Download Drawings \(.dxf\)](#)
- ▶ [Competitor Cross Reference](#)
- ▶ [Application Showcase](#)
- ▶ [RoHS Compliance](#)
- ▶ [Switch Parametric Search](#)

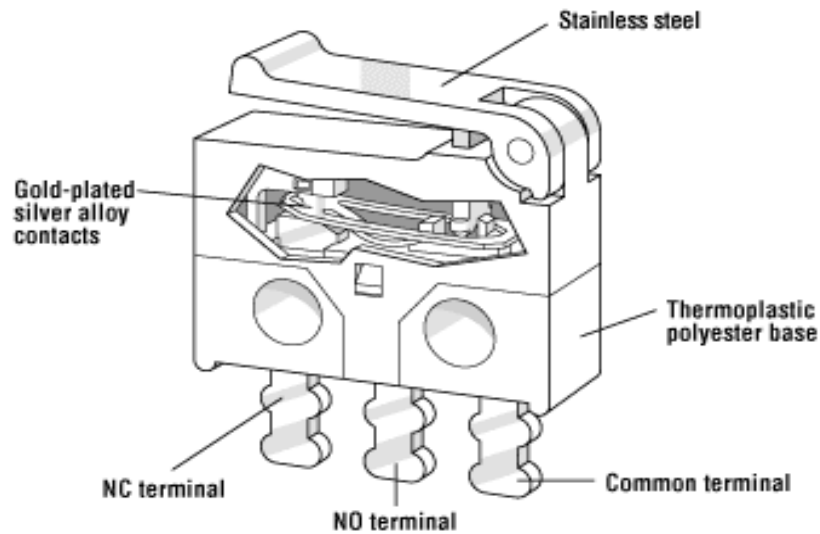
Text Search

Product Series Search

Check Distributor Stock

### Features

- Small dimensions, just 0.323" x 0.106" x 0.244" (8.2mm x 2.7mm x 6.2mm)
- Specially designed for low switching currents and voltages
- Available with or without integrated auxiliary actuator
- Can be fitted to circuit boards in upright position or horizontally with formed terminals



[Click for Larger View](#)

[Electrical Ratings](#)

### DH Series



[download PDF](#)

To download a PDF of the **Cherry Switches Master Catalog**, [click here](#).



To download the latest version of Adobe Acrobat Reader, [click here](#).



Switch Series	EN61058 Rating	Electrical Rating
DH3	N/A	50 to 300mA @ 30VDC
DH4	N/A	5 to 50mA @ 30VDC

## Specifications

### Electrical

Temperature Rating: -25 °C to +70°C

Flammability Rating: UL94V-O

### Materials

Base: Polyphenylene sulphide (PPS)

Button: Polybutyleneterephthalate (PBT)

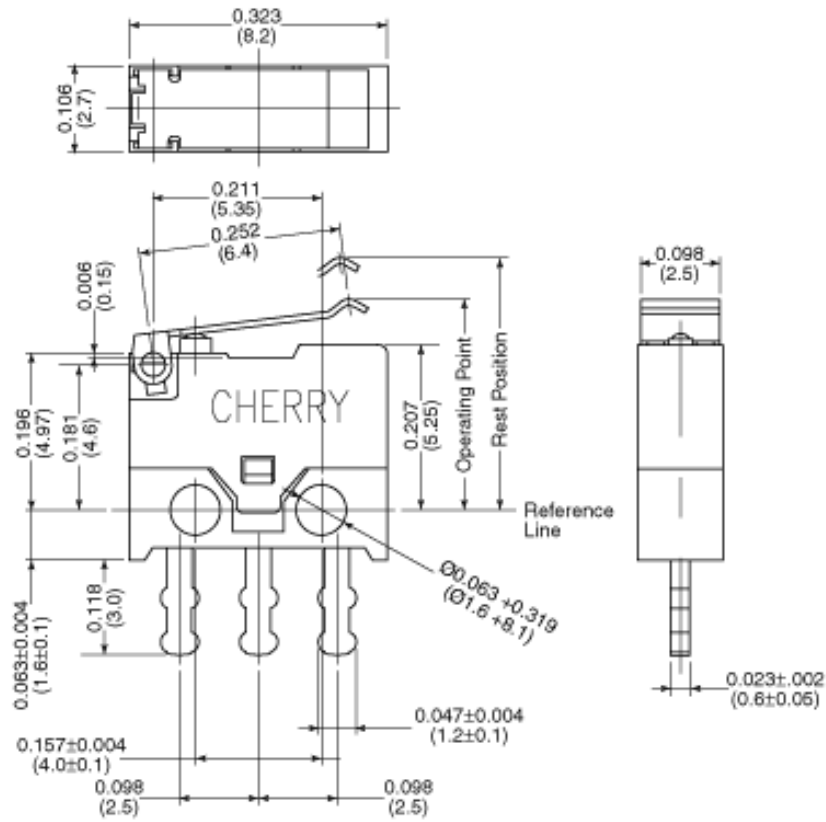
Cover: Polybutyleneterephthalate (PBT)

Auxiliary Actuator: Stainless Steel

Terminals: Silver-Plated Brass

Contacts: Silver-Plated Brass (DH3)  
Gold-Plated Brass (DH4)

## Dimensions

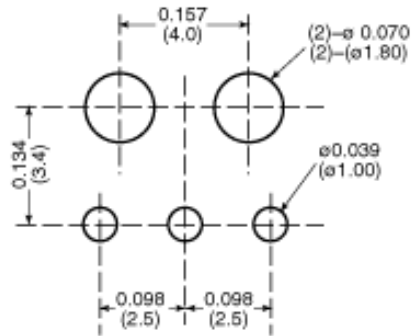


Inches (mm)

[Click for Larger View](#)

Terminal Options

**Tolerance:  $\pm 0.002$  ( $\pm 0.05$ )**  
(TOP VIEW)



Inches (mm)

[Click for Larger View](#)

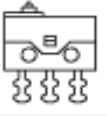
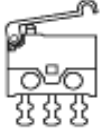
## Mounting

Recommended mounting screw: M1.6

Recommended torque: 9.81 cN\*M (1.0 kgf\*cm)





Recommended use of a flat washer and a spring washer for locking.

## Actuator Specifications

Actuator Type	Switch Type	Maximum Operating Force (g)	Max. Pre-Travel inches (mm)	Operating Point inches (mm)	Min. Over-Travel inches (mm)	Max. Movement Differential inches (mm)
-AA		90	0.008 (0.2)	0.220 $\pm$ 0.006 (5.6 $\pm$ 0.15)	0.004 (0.1)	0.003 (0.07)
-LA		50	0.051 (1.3)	0.264 $\pm$ 0.020 (6.7 $\pm$ 0.5)	0.012 (0.3)	0.024 (0.6)

## Ordering Information

<b>DH</b>		<b>3</b>		<b>C</b>	
Series/Prefix		Code	Contact Configuration		
		C	SPDT		
Code	Current Rating				
3	50 to 300mA@30VDC				
4	5 to 50mA@30VDC				

<b>B1</b>		
Code	Terminal Type inches (mm)	Terminal Configuration
B1	0.051 x 0.122 x 0.020 (1.3 x 3.1 x 0.5) Solder, Straight	
C4	0.025 x 0.122 x 0.020 (0.6 x 3.1 x 0.5) PCB, Straight	
C5	0.025 x 0.122 x 0.020 (0.6 x 3.1 x 0.5) PCB, RH Side	
C6	0.025 x 0.122 x 0.020 (0.6 x 3.1 x 0.5) PCB, LH Side	

<b>AA</b>	
Code	Actuator Type
AA	Button
LA	Simulated Roller

[Click Image for Larger View](#)

Specifications subject to change without notice.