

Device Name	Performance			Memory						Connectivity											User Interface					Security			Control					Packages				
	Core	Clock Speed (MHz)*	Core Operating Voltage	SRAM (KB)	Cache Memory (KB) (Instruction/Data)	External Bus Interface	LPSDR/SDRAM	DDR2/LPDDR/LPDDR2	NAND		UART	SPI	TWI (I2C)	SSC (I2S)	CAN	LIN	USB			Ethernet		SD / eMMC	Soft Modem	Max I/O Pins	Graphic LCD	LCD Overlay	Resistive Touchscreen	Video Decoder	Camera Interface	Crypto Engine	Secure Boot	16-bit Timers	32-bit Timers		PWM Channels	10-bit ADC Channels	12-bit ADC Channels	Extended Temperature Range (-40°C / +105°C Ambient)
									SLC ECC (bit)	MLC ECC (bit)							USB Device (Full/High Speed)	USB Device/Host (Full/High Speed)	USB Host (Full/High Speed)	10/100 Ethernet MAC	10/100/1000 EMAC w/ IEEE 1588 support																	
SAMA5D36	Cortex-A5	536	1.2V	128	2x32	1	--	1/1/1	24	24	7	6	3	2	2	4	--	1 HS	2 HS	1	1	3	Yes	160	Yes	Yes	Yes	--	Yes	TDES/SHA/AES/TRNG	Yes	--	6	4	--	12	Yes	BGA 324, 15x15, 0.8mm pitch (new!)
SAMA5D35	Cortex-A5	536	1.2V	128	2x32	1	--	1/1/1	24	24	7	6	3	2	2	4	--	1 HS	2 HS	1	1	3	Yes	160	--	--	Yes	--	Yes	TDES/SHA/AES/TRNG	Yes	--	6	4	--	12	Yes	BGA 324, 15x15, 0.8mm pitch
SAMA5D34	Cortex-A5	536	1.2V	128	2x32	1	--	1/1/1	24	24	5	6	3	2	2	4	--	1 HS	2 HS	--	1	3	Yes	160	Yes	Yes	Yes	--	Yes	TDES/SHA/AES/TRNG	Yes	--	5	4	--	12	--	BGA 324, 15x15, 0.8mm pitch
SAMA5D33	Cortex-A5	536	1.2V	128	2x32	1	--	1/1/1	24	24	5	6	3	2	--	4	--	1 HS	2 HS	--	1	2	Yes	160	Yes	Yes	Yes	--	Yes	TDES/SHA/AES/TRNG	Yes	--	5	4	--	12	--	BGA 324, 15x15, 0.8mm pitch
SAMA5D31	Cortex-A5	536	1.2V	128	2x32	1	--	1/1/1	24	24	7	6	3	2	--	4	--	1 HS	2 HS	1	--	3	Yes	160	Yes	Yes	Yes	--	Yes	TDES/SHA/AES/TRNG	Yes	--	5	4	--	12	--	BGA 324, 15x15, 0.8mm pitch BGA 324, 12x12, 0.5mm pitch (new!)
SAM9M11	ARM926EJ-S	400	1.0V	64	2x32	2	1/1	1/1/-	1	--	5	6	2	2	--	4	--	1 HS	2 HS	1	--	2	--	160	Yes	Yes	Yes	30fps, D1	Yes	TDES/SHA/AES/TRNG	--	6	--	4	8	--	--	BGA 324, 15x15, 0.8mm pitch
SAM9M10	ARM926EJ-S	400	1.0V	64	2x32	2	1/1	1/1/-	1	--	5	6	2	2	--	4	--	1 HS	2 HS	1	--	2	--	160	Yes	Yes	Yes	30fps, D1	Yes	--	--	6	--	4	8	--	--	BGA 324, 15x15, 0.8mm pitch
SAM9G46	ARM926EJ-S	400	1.0V	64	2x32	2	1/1	1/1/-	1	--	5	6	2	2	--	4	--	1 HS	2 HS	1	--	2	--	160	Yes	--	Yes	--	Yes	TDES/SHA/AES/TRNG	--	6	--	4	8	--	--	BGA 324, 15x15, 0.8mm pitch
SAM9G45	ARM926EJ-S	400	1.0V	64	2x32	2	1/1	1/1/-	1	--	5	6	2	2	--	4	--	1 HS	2 HS	1	--	2	--	160	Yes	--	Yes	--	Yes	--	--	6	--	4	8	--	--	BGA 324, 15x15, 0.8mm pitch
SAM9X35	ARM926EJ-S	400	1.0V	32	2x16	1	1/1	1/1/-	24	24	7	5	3	1	2	3	--	1 HS	1 HS, 1 FS	1	--	2	Yes	105	Yes	Yes	Yes	--	--	--	--	6	4	12	--	--	BGA 217, 15x15, 0.8mm pitch	
SAM9X25	ARM926EJ-S	400	1.0V	32	2x16	1	1/1	1/1/-	24	24	7	6	3	1	2	4	--	1 HS	1 HS, 1 FS	2	--	2	Yes	105	--	--	--	--	--	--	--	6	4	12	--	--	BGA 217, 15x15, 0.8mm pitch	
SAM9G35	ARM926EJ-S	400	1.0V	32	2x16	1	1/1	1/1/-	24	24	6	5	3	1	--	3	--	1 HS	1 HS, 1 FS	1	--	2	Yes	105	Yes	Yes	Yes	--	--	--	--	6	4	12	--	--	BGA 217, 15x15, 0.8mm pitch	
SAM9G25	ARM926EJ-S	400	1.0V	32	2x16	1	1/1	1/1/-	24	24	7	6	3	1	--	4	--	1 HS	1 HS, 1 FS	1	--	2	Yes	105	--	--	--	--	Yes	--	--	6	4	12	--	--	BGA 217, 15x15, 0.8mm pitch BGA 247, 10x10, 0.5mm pitch	
SAM9G15	ARM926EJ-S	400	1.0V	32	2x16	1	1/1	1/1/-	24	24	5	5	3	1	--	3	--	1 HS	1 HS, 1 FS	--	--	2	Yes	105	Yes	Yes	Yes	--	--	--	--	6	4	12	--	--	BGA 217, 15x15, 0.8mm pitch	
SAM9CN12	ARM926EJ-S	400	1.0V	32	2x16	1	1/1	1/1/-	24	24	7	6	2	1	--	--	1 FS	--	1 FS	--	--	1	--	105	Yes	--	Yes	--	--	SHA/AES/TRNG	Yes	6	--	4	12	--	--	BGA 217, 15x15, 0.8mm pitch BGA 247, 10x10, 0.5mm pitch
SAM9CN11	ARM926EJ-S	400	1.0V	32	2x16	1	1/1	1/1/-	24	24	7	6	2	1	--	--	1 FS	--	1 FS	--	--	1	--	105	Yes	--	Yes	--	--	SHA/AES/TRNG	--	6	--	4	12	--	--	BGA 217, 15x15, 0.8mm pitch BGA 247, 10x10, 0.5mm pitch
SAM9N12	ARM926EJ-S	400	1.0V	32	2x16	1	1/1	1/1/-	24	24	7	6	2	1	--	--	1 FS	--	1 FS	--	--	1	--	105	Yes	--	Yes	--	--	--	--	6	--	4	12	--	--	BGA 217, 15x15, 0.8mm pitch BGA 247, 10x10, 0.5mm pitch
SAM9G20	ARM926EJ-S	400	1.0V	32	2x16	1	-/1	--	1	--	7	6	1	1	--	--	1 FS	--	2 FS	1	--	1	--	96	--	--	--	--	Yes	--	--	6	--	--	4	--	--	BGA 217, 10x10, 0.8mm pitch
SAM9G10	ARM926EJ-S	266	1.2V	16	2x16	1	-/1	--	1	--	4	5	1	3	--	--	1 FS	--	2 FS	--	--	1	--	96	Yes	--	--	--	--	--	--	3	--	--	--	--	--	BGA 217, 15x15, 0.8mm pitch
SAM9RL64	ARM926EJ-S	240	1.2V	64	2x4	1	-/1	--	1	--	5	5	2	2	--	--	1 HS	--	--	--	--	1	--	118	Yes	--	Yes	--	--	--	--	3	--	4	6	--	--	BGA 217, 15x15, 0.8mm pitch
SAM9R64	ARM926EJ-S	240	1.2V	64	2x4	1	-/1	--	1	--	5	5	1	1	--	--	1 HS	--	--	--	--	1	--	49	--	--	--	--	--	--	--	3	--	3	3	--	--	BGA 144, 10x10, 0.8mm pitch
SAM9263	ARM926EJ-S	240	1.3V	96	2x16	2	-/1	--	1	--	4	5	1	2	1	--	1 FS	--	2 FS	1	--	2	--	160	Yes	--	--	--	Yes	--	--	3	--	4	--	--	--	BGA 324, 15x15, 0.8mm pitch
SAM9261	ARM926EJ-S	190	1.2V	160	2x16	1	-/1	--	1	--	4	5	1	3	--	--	1 FS	--	2 FS	--	--	1	--	96	Yes	--	--	--	--	--	--	3	--	--	--	--	--	BGA 217, 15x15, 0.8mm pitch
SAM9260	ARM926EJ-S	190	1.2V	8	2x8	1	-/1	--	1	--	7	6	1	1	--	--	1 FS	--	2 FS	1	--	1	--	96	--	--	--	--	Yes	--	--	6	--	--	4	--	--	BGA 217, 15x15, 0.8mm pitch QFP 208, 28x28, 0.5mm pitch

* Clock Speed: Max clock speed @ +85°C
** On demand for opportunity >500ku

Peripheral implementation may vary among products, please consult individual product datasheet for detailed description









Temperature Range: -40°C to +85°C (Ambient)
UART: Support for RS485, ISO7816, IrDA, modem control lines and SPI on selected UARTs.
TWI: Two Wire Interface, interconnects components on a two-wire bus.
SSC: Serial Synchronous Controller, supports many serial synchronous communications protocols used in audio and telecom applications such as I2S, short or long frame sync.
16-bit and 32-bit Timers: Capture/Compare, Waveform generation and PWM modes.
ECC: Error Corrected Code controller.

Camera Interface: For CMOS-type image sensor, ITU-R BT. 601/656 external interface, programmable frame capture rate, up to 12-bit data interface, SAV and EAV synchronization, preview path with scaler, YCbCr format.
Soft Modem: Partnership with Conexant. Offers a cost-effective solution for modem implementation
Graphics LCD: Supports STN & TFT displays, up to 16-bits per pixel in STN color mode, up to 16M colors in TFT mode.
Video Decoder: Hardware video decoding & image post processing: H.264, MPEG4, H.263, MPEG2, JPEG.
eMMC™: V4.3 - MLC NandFlash supported through MMC interface.

Atmel ARM® Core-based Embedded Microprocessors

High Performance, Power Efficient, Easy to Use

Evaluation Kits

Ordering Code	Supported Devices	
ATSAMA5D3-XPLD	SAMA5D3x series	
ATSAMA5D31-EK	SAMA5D31	
ATSAMA5D33-EK	SAMA5D33	
ATSAMA5D34-EK	SAMA5D34	
ATSAMA5D35-EK	SAMA5D35	
ATSAMA5D36-EK (new!)	SAMA5D36	
AT91SAM9M10-G45-EK	SAM9M10 SAM9G45	
AT91SAM9X35-EK	SAM9X35	
AT91SAM9X25-EK	SAM9X25	
AT91SAM9G35-EK	SAM9G35	
AT91SAM9G25-EK	SAM9G25	
AT91SAM9G15-EK	SAM9G15	

Ordering Code	Supported Devices	
AT91SAM9CN11-EK	SAM9CN11 SAM9CN12	
AT91SAM9N12-EK	SAM9N12	
AT91SAM9G20-EK	SAM9G20	
AT91SAM9260-EK	SAM9260	
AT91SAM9G10-EK2	SAM9G10	
AT91SAM9RL-EK	SAM9RL64 SAM9R64	
AT91SAM9263-EK	SAM9263	
AT91SAM-ICE	All products	

Atmel SAM9 evaluation kits are delivered with free Board Support Packages (BSP) for Linux,® Android,™ and Microsoft® Windows.®

Linux4SAM



www.at91.com/linux4sam/bin/view/Linux4SAM/

Android4SAM



www.at91.com/android4sam/bin/view/Android4SAM/

Windows4SAM



www.at91.com/windows4sam/bin/view/Windows4SAM/



Atmel | Enabling Unlimited Possibilities®



Atmel Corporation

1600 Technology Drive, San Jose, CA 95110 USA

T: (+1)(408) 441.0311

F: (+1)(408) 436.4200

| www.atmel.com

© 2014 Atmel Corporation. / Rev.: Atmel-6280P-ARM-Corebased-Embedded-MCU_E_A4_022014

Atmel,® Atmel logo and combinations thereof, Enabling Unlimited Possibilities,® and others are registered trademarks or trademarks of Atmel Corporation or its subsidiaries. ARM,® ARM Connected® logo and others are the registered trademarks or trademarks of ARM Ltd. Other terms and product names may be the trademarks of others.

Disclaimer: The information in this document is provided in connection with Atmel products. No license, express or implied, by estoppel or otherwise, to any intellectual property right is granted by this document or in connection with the sale of Atmel products. EXCEPT AS SET FORTH IN THE ATMEL TERMS AND CONDITIONS OF SALES LOCATED ON THE ATMEL WEBSITE, ATMEL ASSUMES NO LIABILITY WHATSOEVER AND DISCLAIMS ANY EXPRESS, IMPLIED OR STATUTORY WARRANTY RELATING TO ITS PRODUCTS INCLUDING, BUT NOT LIMITED TO, THE IMPLIED WARRANTY OF MERCHANTABILITY, FITNESS FOR A PARTICULAR PURPOSE, OR NON-INFRINGEMENT. IN NO EVENT SHALL ATMEL BE LIABLE FOR ANY DIRECT, INDIRECT, CONSEQUENTIAL, PUNITIVE, SPECIAL OR INCIDENTAL DAMAGES (INCLUDING, WITHOUT LIMITATION, DAMAGES FOR LOSS AND PROFITS, BUSINESS INTERRUPTION, OR LOSS OF INFORMATION) ARISING OUT OF THE USE OR INABILITY TO USE THIS DOCUMENT, EVEN IF ATMEL HAS BEEN ADVISED OF THE POSSIBILITY OF SUCH DAMAGES. Atmel makes no representations or warranties with respect to the accuracy or completeness of the contents of this document and reserves the right to make changes to specifications and products descriptions at any time without notice. Atmel does not make any commitment to update the information contained herein. Unless specifically provided otherwise, Atmel products are not suitable for, and shall not be used in, automotive applications. Atmel products are not intended, authorized, or warranted for use as components in applications intended to support or sustain life.