

Crystal Resonator



RoHS
Compliant



Specifications:

General

Oscillation Mode : AT, Fundamental
 Nominal Frequency : 27 MHz
 Load Capacitance : 18pF
 Storage Temperature : -40°C to +85°C
 Operable Temperature : -20°C to +70°C

Electrical Performances

Frequency Stability : ±30ppm at 25°C ±3°C
 Temperature Characteristics : ±30ppm from -20°C to +70°C
 Series Resistance : 40Ω max.
 Load Resistance : NA
 Supply Current : 100mA max.
 Shunt Capacitance : 5pF max.
 Drive Level Nominal : 100uW
 Insulation Resistance : 500MΩ at DC 100V
 Aging : ±3ppm / year

Physical and Environmental Parameters:

Description	Contents	Requirements
Vibration	10Hz to 55Hz, 0.75mm amplitude, in 3 directions duration of 30 minutes.	No mechanical damage and the measured values shall meet electrical parameters.
Random Dropping	The crystal will be test by natural dropping to 30mm wooden board 3 times from high of 30cm.	
Solder Ability	Dipped the terminals no closer than 2mm into the solder bath at 240 ±5°C for 3 ±0.5 sec.	At least 95% of the terminal surface shall be coated by the solder
Resistance Solder Heat	Dipped the terminals up to 2 mm into the solder bath (260 ±5°C) for 5 sec., placed in a natural condition for 2 hours.	Measured values shall meet electrical parameters.
Thermal Shock	Temperature cycling from -40°C (30mins) to +85°C (30mins) was performed 3 times, then placed in a natural condition for 2 hours.	
Life Test (High Temperature)	Placed in a chamber (85 ±2°C) for 48 hours, then placed in a natural condition for 2 hours.	
Life Test (Low Temperature)	Placed in a chamber (-40 ±2°C) for 48 hours, then placed in a natural condition for 2 hours.	
Humidity	Placed in a chamber (Humidity : 90% to 95% RH, Temp: 60 ±2°C) for 48 hours, then placed in a natural condition for 2 hours.	

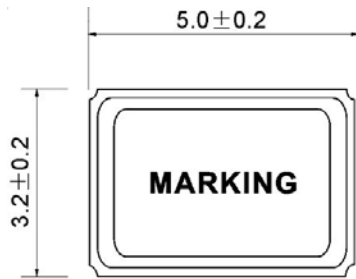


Crystal Resonator



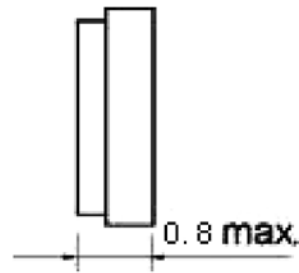
Dimensions

Top View



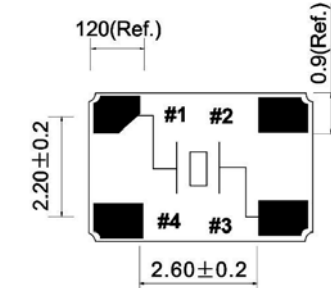
Unit : mm

Side View



Unit : mm

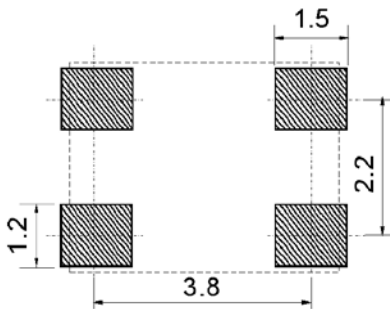
Bottom View



Unit : mm

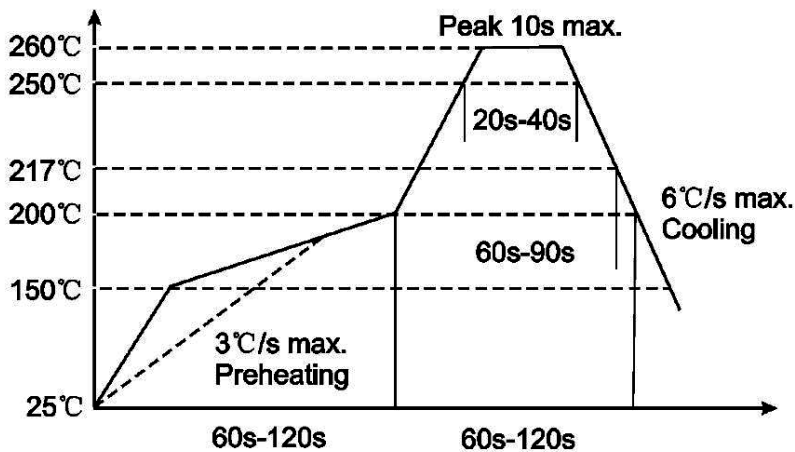
Marking #2 and #4 are connected to metal cap on top.

Recommended soldering pattern



Unit : mm

Reflow Profile

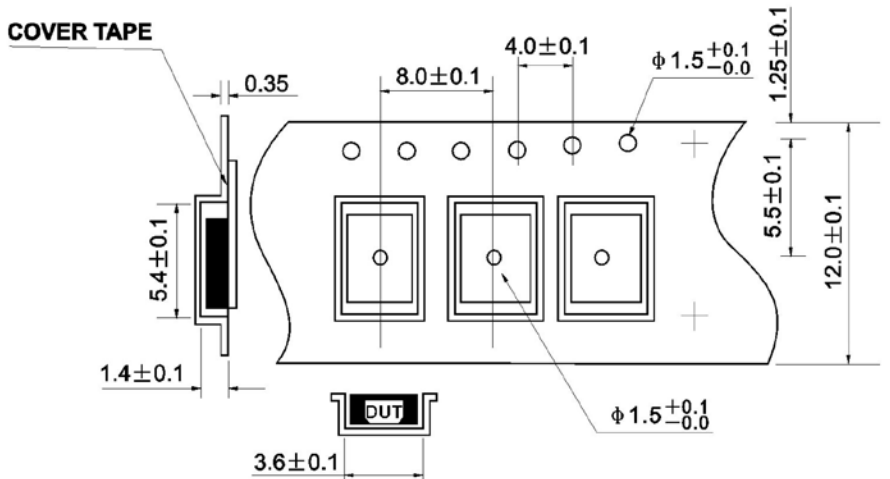


Crystal Resonator



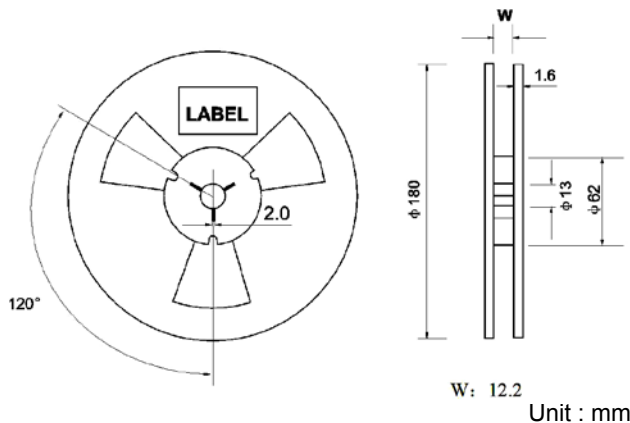
Packing Information

Tape Dimensions



Unit : mm

Reel



Part Number Table

Description	Part Number
Crystal, 18pF 27MHz, SMD	MCRT527000F183000RU

Important Notice : This data sheet and its contents (the "Information") belong to the members of the Premier Farnell group of companies (the "Group") or are licensed to it. No licence is granted for the use of it other than for information purposes in connection with the products to which it relates. No licence of any intellectual property rights is granted. The Information is subject to change without notice and replaces all data sheets previously supplied. The Information supplied is believed to be accurate but the Group assumes no responsibility for its accuracy or completeness, any error in or omission from it or for any use made of it. Users of this data sheet should check for themselves the Information and the suitability of the products for their purpose and not make any assumptions based on information included or omitted. Liability for loss or damage resulting from any reliance on the Information or use of it (including liability resulting from negligence or where the Group was aware of the possibility of such loss or damage arising) is excluded. This will not operate to limit or restrict the Group's liability for death or personal injury resulting from its negligence. Multicomp is the registered trademark of the Group. © Premier Farnell plc 2012.

www.element14.com
www.farnell.com
www.newark.com

