

BLM03HD102SN1#

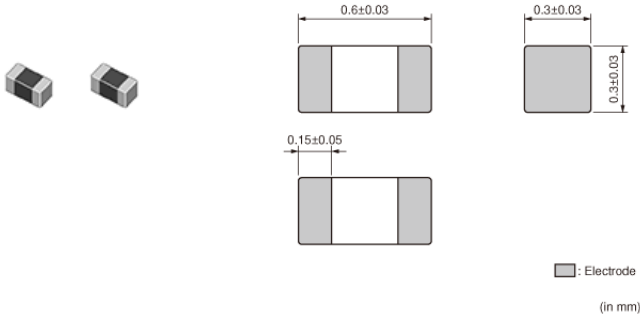
“#” indicates a package specification code.



< List of part numbers with package codes >

BLM03HD102SN1D BLM03HD102SN1J BLM03HD102SN1B

Appearance & Shape



Features

1. Horizontal winding inner coil structure enables low storage capacitance which result to high noise suppression performance up to 1GHz frequency range.
2. The small size of BLM03H series (0.6x0.3mm) is suitable for noise suppression in small equipment such as cellular phones.

Application

1. Intra-system EMC in cellular phones.
2. EMI countermeasure of cellular phones.
3. Keyed carrier noise countermeasure for cellular phones.
4. EMI countermeasure of NotePC/MID, and DSC

Applications

| | |
|-------------|-------------|
| Other Usage | For general |
|-------------|-------------|

Packaging Information

| Packaging | Specifications | Minimum Order Quantity |
|-----------|------------------|------------------------|
| D | 180mm Paper Tape | 15000 |
| J | 330mm Paper Tape | 50000 |
| B | Bulk(Bag) | 1000 |

Attention

- 1.This datasheet is downloaded from the website of Murata Manufacturing Co., Ltd. Therefore, it's specifications are subject to change or our products in it may be discontinued without advance notice. Please check with our sales representatives or product engineers before ordering.
- 2.This datasheet has only typical specifications because there is no space for detailed specifications. Therefore, please review our product specifications or consult the approval sheet for product specifications before ordering.

BLM03HD102SN1#

“#” indicates a package specification code.



Specifications

| | | | |
|---------------------------------|----------------|-------------------|---------|
| Shape | SMD | Mass(typ.) | 0.0003g |
| Size Code (in mm) | 0603 | Number of Circuit | 1 |
| Size Code (in inch) | 0201 | | |
| Length | 0.6mm | | |
| Length Tolerance | ±0.03mm | | |
| Width | 0.3mm | | |
| Width Tolerance | ±0.03mm | | |
| Thickness | 0.3mm | | |
| Thickness Tolerance | ±0.03mm | | |
| Impedance (at 100MHz) | 1000Ω | | |
| Impedance (at 100MHz) Tolerance | ±25% | | |
| Impedance (at 1GHz) | 2300Ω | | |
| Impedance (at 1GHz) Tolerance | ±40% | | |
| Rated Current (at 85°C) | 120mA | | |
| Rated Current (at 125°C) | 120mA | | |
| DC Resistance(max.) | 2.9Ω | | |
| Operating Temperature Range | -55°C to 125°C | | |

Attention

1.This datasheet is downloaded from the website of Murata Manufacturing Co., Ltd. Therefore, it's specifications are subject to change or our products in it may be discontinued without advance notice. Please check with our sales representatives or product engineers before ordering.

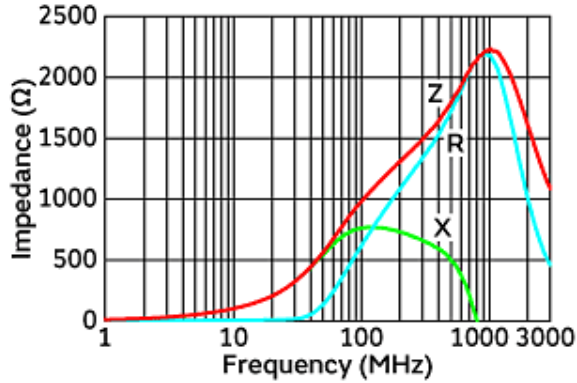
2.This datasheet has only typical specifications because there is no space for detailed specifications.

Therefore, please review our product specifications or consult the approval sheet for product specifications before ordering.

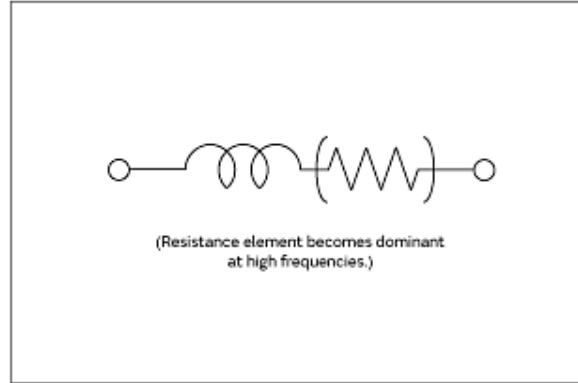
BLM03HD102SN1#

"#" indicates a package specification code.

Product Data



Impedance-Frequency Characteristics



Equivalent Circuit

Attention

- 1.This datasheet is downloaded from the website of Murata Manufacturing Co., Ltd. Therefore, it's specifications are subject to change or our products in it may be discontinued without advance notice. Please check with our sales representatives or product engineers before ordering.
- 2.This datasheet has only typical specifications because there is no space for detailed specifications. Therefore, please review our product specifications or consult the approval sheet for product specifications before ordering.