

2SC1573, 2SC1573A, 2SC1573B

Silicon NPN triple diffusion planar type

For high breakdown voltage general amplification

For small TV video output

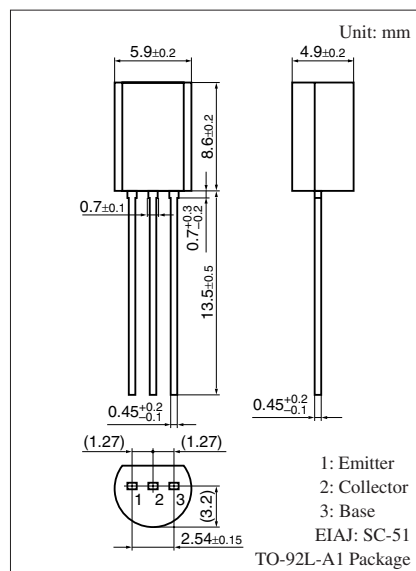
Complementary to 2SC1573 and 2SA0879

■ Features

- High collector-emitter voltage (Base open) V_{CE0}
- High transition frequency f_T

■ Absolute Maximum Ratings $T_a = 25^\circ\text{C}$

Parameter	Symbol	Rating	Unit	
Collector-base voltage (Emitter open)	2SC1573	V_{CBO}	250	V
	2SC1573A		300	
	2SC1573B		400	
Collector-emitter voltage (Base open)	2SC1573	V_{CEO}	200	V
	2SC1573A		300	
	2SC1573B		400	
Emitter-base voltage (Collector open)	2SC1573	V_{EBO}	5	V
	2SC1573A		7	
	2SC1573B			
Collector current	I_C	70	mA	
Peak collector current	I_{CP}	100	mA	
Collector power dissipation	P_C	1	W	
Junction temperature	T_j	150	$^\circ\text{C}$	
Storage temperature	T_{stg}	-55 to +150	$^\circ\text{C}$	



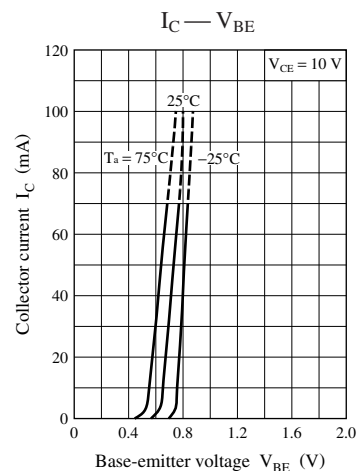
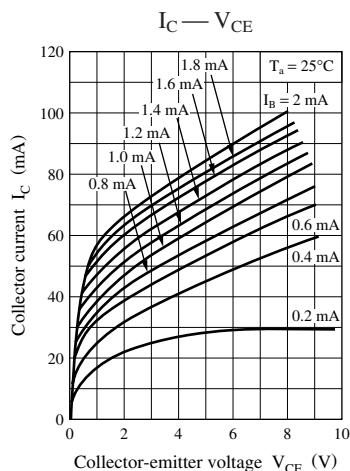
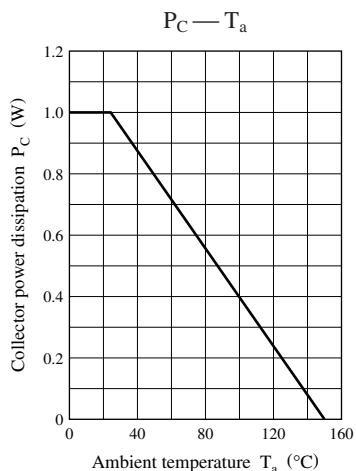
■ Electrical Characteristics $T_a = 25^\circ\text{C} \pm 3^\circ\text{C}$

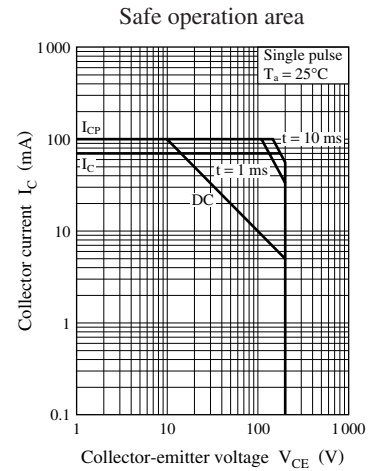
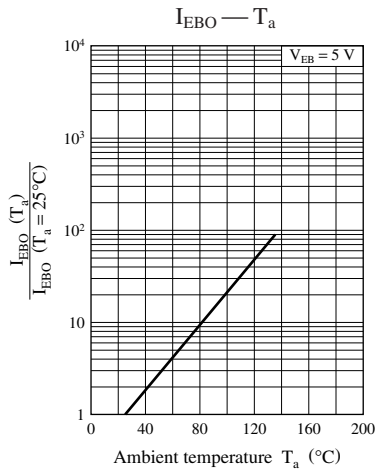
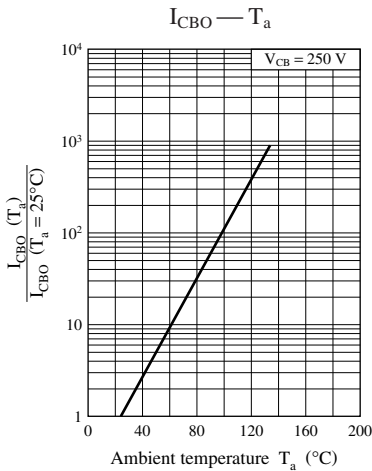
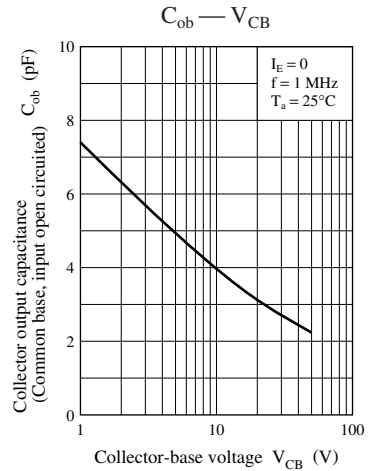
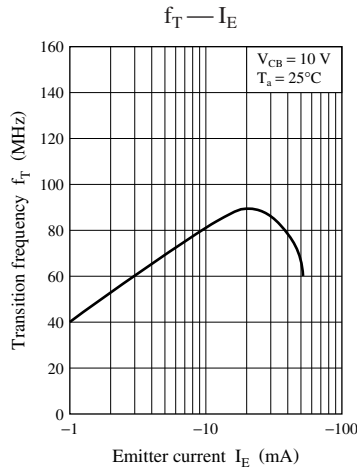
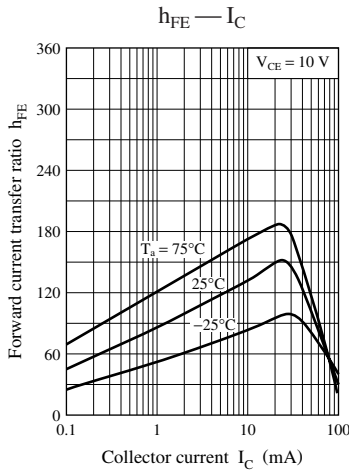
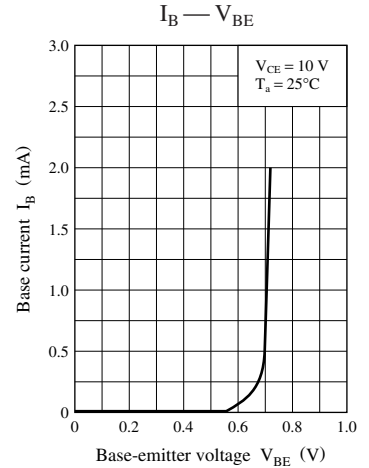
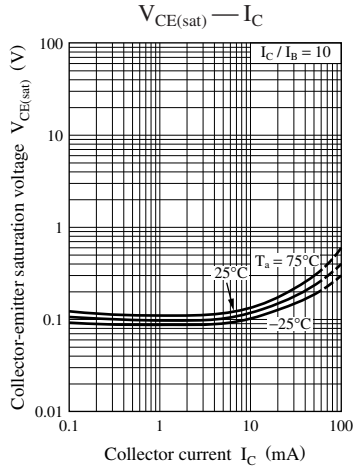
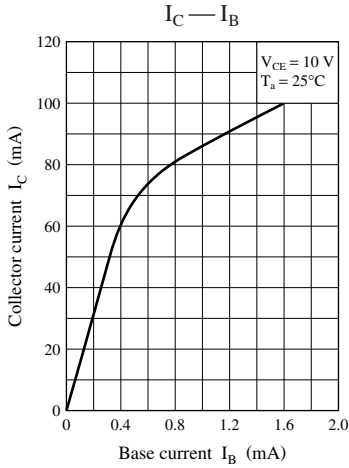
Parameter		Symbol	Conditions	Min	Typ	Max	Unit
Collector-emitter voltage (Base open)	2SC1573	V_{CEO}	$I_{\text{C}} = 100 \mu\text{A}, I_{\text{B}} = 0$	200			V
	2SC1573A			300			
	2SC1573B			400			
Emitter-base voltage (Collector open)	2SC1573	V_{EBO}	$I_{\text{E}} = 1 \mu\text{A}, I_{\text{C}} = 0$	5			V
	2SC1573A			7			
	2SC1573B			7			
Collector-base cut-off current (Emitter open)	2SC1573	I_{CBO}	$V_{\text{CB}} = 12 \text{ V}, I_{\text{E}} = 0$			2	μA
	2SC1573A						
	2SC1573B		$V_{\text{CB}} = 200 \text{ V}, I_{\text{E}} = 0$			10	
Forward current transfer ratio	2SC1573	h_{FE}^*	$V_{\text{CE}} = 10 \text{ V}, I_{\text{C}} = 5 \text{ mA}$	60		220	—
	2SC1573A			30		220	
	2SC1573B						
Collector-emitter saturation voltage		$V_{\text{CE(sat)}}$	$I_{\text{C}} = 50 \text{ mA}, I_{\text{B}} = 5 \text{ mA}$			1.2	V
Transition frequency		f_{T}	$V_{\text{CB}} = 10 \text{ V}, I_{\text{E}} = -10 \text{ mA}, f = 200 \text{ MHz}$	50	80		MHz
Collector output capacitance (Common base, input open circuited)	2SC1573	C_{ob}	$V_{\text{CB}} = 10 \text{ V}, I_{\text{E}} = 0, f = 1 \text{ MHz}$		5	10	pF
	2SC1573A				4	8	
	2SC1573B				4	8	

Note) 1. Measuring methods are based on JAPANESE INDUSTRIAL STANDARD JIS C 7030 measuring methods for transistors.

2. *: Rank classification (2SC1573 for ranks Q and R only)

Rank	P	Q	R
h_{FE}	30 to 100	60 to 150	100 to 220





Request for your special attention and precautions in using the technical information and semiconductors described in this material

- (1) An export permit needs to be obtained from the competent authorities of the Japanese Government if any of the products or technologies described in this material and controlled under the "Foreign Exchange and Foreign Trade Law" is to be exported or taken out of Japan.
- (2) The technical information described in this material is limited to showing representative characteristics and applied circuits examples of the products. It neither warrants non-infringement of intellectual property right or any other rights owned by our company or a third party, nor grants any license.
- (3) We are not liable for the infringement of rights owned by a third party arising out of the use of the product or technologies as described in this material.
- (4) The products described in this material are intended to be used for standard applications or general electronic equipment (such as office equipment, communications equipment, measuring instruments and household appliances).
Consult our sales staff in advance for information on the following applications:
 - Special applications (such as for airplanes, aerospace, automobiles, traffic control equipment, combustion equipment, life support systems and safety devices) in which exceptional quality and reliability are required, or if the failure or malfunction of the products may directly jeopardize life or harm the human body.
 - Any applications other than the standard applications intended.
- (5) The products and product specifications described in this material are subject to change without notice for modification and/or improvement. At the final stage of your design, purchasing, or use of the products, therefore, ask for the most up-to-date Product Standards in advance to make sure that the latest specifications satisfy your requirements.
- (6) When designing your equipment, comply with the guaranteed values, in particular those of maximum rating, the range of operating power supply voltage, and heat radiation characteristics. Otherwise, we will not be liable for any defect which may arise later in your equipment.
Even when the products are used within the guaranteed values, take into the consideration of incidence of break down and failure mode, possible to occur to semiconductor products. Measures on the systems such as redundant design, arresting the spread of fire or preventing glitch are recommended in order to prevent physical injury, fire, social damages, for example, by using the products.
- (7) When using products for which damp-proof packing is required, observe the conditions (including shelf life and amount of time let standing of unsealed items) agreed upon when specification sheets are individually exchanged.
- (8) This material may be not reprinted or reproduced whether wholly or partially, without the prior written permission of Matsushita Electric Industrial Co., Ltd.