

Panel feed-through terminal block - HDFK 10-VP - 0709110

Please be informed that the data shown in this PDF Document is generated from our Online Catalog. Please find the complete data in the user's documentation. Our General Terms of Use for Downloads are valid (<http://phoenixcontact.com/download>)



Panel feed-through terminal block, connection method: Screw connection, Solder connection, number of positions: 1, load current: 76 A, cross section: 0.5 mm² - 16 mm², AWG 20 - 6, connection direction of the conductor to plug-in direction: 0 °, width: 10.1 mm, color: gray

The figure shows a 7-position version

Your advantages

- ✓ Well-known connection principle allows worldwide use
- ✓ Low temperature rise, thanks to maximum contact force
- ✓ Tool-free snap-in principle enables easy mounting on the device panel
- ✓ Automatic panel thickness compensation enables universal use
- ✓ Reliable seal even with low-viscosity molding compounds



Key Commercial Data

Packing unit	50 pc
GTIN	
GTIN	4017918004934

Technical data

General

Number of levels	1
Number of connections	2
Nominal cross section	10 mm ²
Color	gray
Insulating material	PA
Flammability rating according to UL 94	V0
Rated surge voltage	6 kV
Degree of pollution	3
Overvoltage category	III
Insulating material group	I

Panel feed-through terminal block - HDFK 10-VP - 0709110

Technical data

General

Connection in acc. with standard	IEC 60947-7-1
Nominal current I_N	57 A
Maximum load current	76 A
Nominal voltage U_N	400 V (With metal panels of 1 mm ... 2.5 mm)
	250 V (With metal panels over 2.5 mm ... 4 mm)
	400 V (With plastic panels of 1 mm ... 4 mm)
Open side panel	No
Number of positions	1

Dimensions

Width	10.1 mm
Length	42.8 mm
Pitch	10.1 mm

Connection data

Connection side	outside
Connection method	Screw connection
Conductor cross section solid min.	0.5 mm ²
Conductor cross section solid max.	16 mm ²
Conductor cross section flexible min.	0.5 mm ²
Conductor cross section flexible max.	10 mm ²
Conductor cross section AWG min.	20
Conductor cross section AWG max.	6
Conductor cross section flexible, with ferrule without plastic sleeve min.	0.5 mm ²
Conductor cross section flexible, with ferrule without plastic sleeve max.	10 mm ²
Conductor cross section flexible, with ferrule with plastic sleeve min.	0.5 mm ²
Conductor cross section flexible, with ferrule with plastic sleeve max.	10 mm ²
2 conductors with same cross section, solid min.	0.5 mm ²
2 conductors with same cross section, solid max.	4 mm ²
2 conductors with same cross section, stranded min.	0.5 mm ²
2 conductors with same cross section, stranded max.	4 mm ²
2 conductors with same cross section, stranded, ferrules without plastic sleeve, min.	0.5 mm ²
2 conductors with same cross section, stranded, ferrules without plastic sleeve, max.	2.5 mm ²
2 conductors with same cross section, stranded, TWIN ferrules with plastic sleeve, min.	0.5 mm ²
2 conductors with same cross section, stranded, TWIN ferrules with plastic sleeve, max.	6 mm ²
Cross section with insertion bridge, solid max.	10 mm ²
Cross section with insertion bridge, stranded max.	10 mm ²
Stripping length	11 mm
Internal cylindrical gage	B6

Panel feed-through terminal block - HDFK 10-VP - 0709110

Technical data

Connection data

Screw thread	M4
Tightening torque, min	1.5 Nm
Tightening torque max	1.8 Nm
Connection side	inside
Connection method	Solder connection

Standards and Regulations

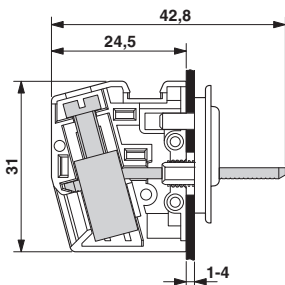
Connection in acc. with standard	CSA
	IEC 60947-7-1
Flammability rating according to UL 94	V0

Environmental Product Compliance

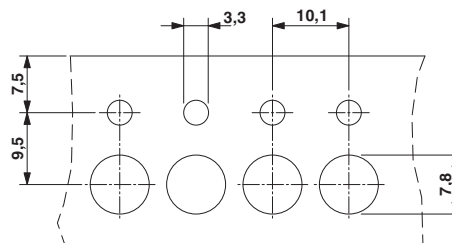
REACH SVHC	Lead 7439-92-1
China RoHS	Environmentally Friendly Use Period = 50
	For details about hazardous substances go to tab "Downloads", Category "Manufacturer's declaration"

Drawings

Dimensional drawing



Dimensional drawing



Approvals

Approvals


Approvals
CSA / KEMA-KEUR / IECCE CB Scheme / EAC / cULus Recognized


Ex Approvals


Approval details

Panel feed-through terminal block - HDFK 10-VP - 0709110


Approvals

CSA		http://www.csagroup.org/services-industries/product-listing/	13631
Nominal voltage UN		300 V	
Nominal current IN		65 A	
mm ² /AWG/kcmil		22-6	

KEMA-KEUR		http://www.dekra-certification.com	2169260.01
Nominal voltage UN		250 V	
Nominal current IN		57 A	
mm ² /AWG/kcmil		10	

IECEE CB Scheme		http://www.iecee.org/	NL-29947
Nominal voltage UN		250 V	
Nominal current IN		57 A	
mm ² /AWG/kcmil		10	

EAC			B.01742
-----	---	--	---------

cULus Recognized		http://database.ul.com/cgi-bin/XYV/template/LISEXT/1FRAME/index.htm	E60425-19870911
	D	B	
Nominal voltage UN	300 V	300 V	
Nominal current IN	10 A	65 A	
mm ² /AWG/kcmil	24-6	24-6	

Phoenix Contact 2019 © - all rights reserved
<http://www.phoenixcontact.com>

PHOENIX CONTACT GmbH & Co. KG
Flachsmarktstr. 8
32825 Blomberg
Germany
Tel. +49 5235 300
Fax +49 5235 3 41200
<http://www.phoenixcontact.com>