

Contact insert - HC-HV03-I-CT-M - 1405260


Please be informed that the data shown in this PDF Document is generated from our Online Catalog. Please find the complete data in the user's documentation. Our General Terms of Use for Downloads are valid (<http://phoenixcontact.com/download>)



HEAVYCON pin insert, for 830 V (III/3), with 3 N/O contacts and 2 switch contacts, crimp connection



Key Commercial Data

Packing unit	1 STK
GTIN	 4 055626 063485
GTIN	4055626063485

Technical data

General

Note	For HC ADVANCE-B10, HC-HV 3 housings, crimp contacts CK 2,5-ED (crimp contacts not included in scope of supply)
Connection method	Crimp connection
Degree of pollution	3
Overvoltage category	III
Number of positions	3+2+PE
No. of power contacts	3
No. of control contacts	2
Insertion/withdrawal cycles	≥ 500
Size	B10
Conductor cross section	0.5 mm ² ... 4 mm ² (power contacts)
	0.5 mm ² ... 4 mm ² (control contacts)
Connection cross section AWG	20 ... 12 (power contacts)
	20 ... 12 (control contacts)
Stripping length of the individual wire	7.5 mm (Power contact)
	7.5 mm (control contact)
Assembly instructions	Connectors may be operated only when there is no load/voltage.

Contact insert - HC-HV03-I-CT-M - 1405260

Technical data

Ambient conditions

Ambient temperature (operation)	-40 °C ... 125 °C (including heating up of contacts)
---------------------------------	--

Material data

Contact material	Copper alloy
Contact surface material	Ag (alternatively Au)
Contact carrier material	PA
Standards/regulations	PA: Fire protection in rail vehicles - requirement sets R22 and R23 acc. to DIN EN 45545-2 (Risk level HL1 - HL2)
	PA: Fire protection in rail vehicles - requirement set R24 acc. to DIN EN 45545-2 (Risk level HL1 - HL3)

Electrical characteristics

Rated voltage (III/3)	830 V (power contacts)
	500 V (control contacts)
Rated surge voltage	8 kV (power contacts)
	6 kV (control contacts)
Rated current	25 A (power contacts)
	16 A (control contacts)

Standards and Regulations

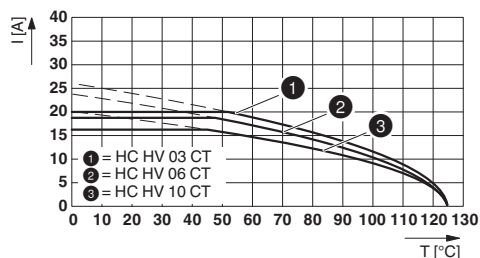
Flammability rating according to UL 94	V0
--	----

Environmental Product Compliance

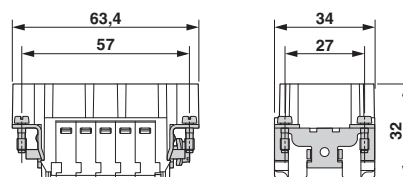
China RoHS	Environmentally friendly use period: unlimited = EFUP-e
	No hazardous substances above threshold values

Drawings

Diagram



Dimensional drawing

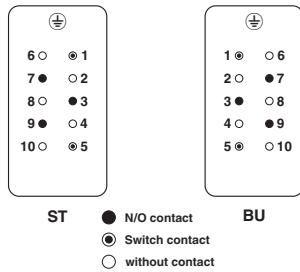


Dimensional drawing

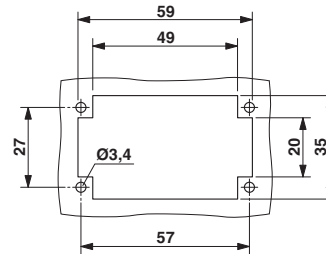
Derating diagram

Contact insert - HC-HV03-I-CT-M - 1405260

Schematic diagram



Dimensional drawing



Mounting cutout when used without housing

View termination side

Approvals

Approvals

Approvals

GL / UL Recognized / EAC

Ex Approvals

Approval details

GL		http://exchange.dnv.com/tari/	6196614 HH
----	--	---	------------

UL Recognized		http://database.ul.com/cgi-bin/XYV/template/LISEXT/1FRAME/index.htm	E118976
---------------	--	---	---------

Nominal voltage UN	600 V
Nominal current IN	16 A
mm ² /AWG/kcmil	12

EAC		RU C- DE.AI30.B.01102
-----	--	--------------------------

Phoenix Contact 2018 © - all rights reserved
<http://www.phoenixcontact.com>

PHOENIX CONTACT GmbH & Co. KG
Flachsmarktstr. 8
32825 Blomberg
Germany
Tel. +49 5235 300
Fax +49 5235 3 41200
<http://www.phoenixcontact.com>