

# Contact insert - HC-HV03-I-PT-M - 1407739

Please be informed that the data shown in this PDF Document is generated from our Online Catalog. Please find the complete data in the user's documentation. Our General Terms of Use for Downloads are valid (<http://phoenixcontact.com/download>)



HEAVYCON pin insert, HV3 series, 3-pos. + 2 switching contacts + PE, 830 V, push-in connection

## Why buy this product

- For fast coding with plastic profile
- Conductor connection without tools
- Significant time savings during conductor connection
- Test connection for 2 mm test plug

## Key Commercial Data

Packing unit	1 STK
GTIN	
GTIN	4046356777445

## Technical data

### General

Connection method	Push-in connection (power contacts)
	Push-in connection (control contacts)
Number of connections per position	1
Degree of pollution	3
Overvoltage category	III
Number of positions	3+2+PE
No. of power contacts	3
No. of control contacts	2
Insertion/withdrawal cycles	≥ 500
Size	B10
Conductor cross section	0.14 mm <sup>2</sup> ... 2.5 mm <sup>2</sup> (power contacts)
	0.14 mm <sup>2</sup> ... 2.5 mm <sup>2</sup> (control contacts)

# Contact insert - HC-HV03-I-PT-M - 1407739

## Technical data

### General

Connection cross section AWG	26 ... 14 (power contacts)
	26 ... 14 (control contacts)
Stripping length	8 mm ... 10 mm (power contacts)
	8 mm ... 10 mm (control contacts)
Assembly instructions	Coding also using the CP-HC (1686478) coding profiles. HC-B6../ HC-B10..for two coding profiles. HC-B16../ HC-B24..for four coding profiles.
Connection	Connectors may only be operated when there is no load/the power is switched off. Can be used for solid wires and stranded wires with ferrule.

### Ambient conditions

Ambient temperature (operation)	-40 °C ... 125 °C (including heating up of contacts)
---------------------------------	--

### Material data

Contact material	Copper alloy
Material of contact surface, power contact	Ag
Material of contact surface, control contact	Ag
Contact carrier material	PA
Standards/regulations	PA: Fire protection in rail vehicles - requirement sets R22 and R23 acc. to DIN EN 45545-2 (Risk level HL1 - HL2)
	PA: Fire protection in rail vehicles - requirement set R24 acc. to DIN EN 45545-2 (Risk level HL1 - HL3)

### Electrical characteristics

Rated voltage (III/3)	830 V (power contacts)
	500 V (control contacts)
Rated surge voltage	8 kV (power contacts)
	6 kV (control contacts)
Rated current	16 A (power contacts)
	16 A (control contacts)

### Standards and Regulations

Flammability rating according to UL 94	V0
--	----

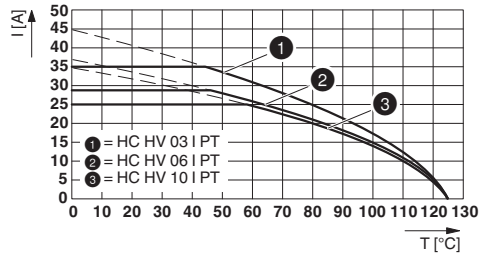
### Environmental Product Compliance

China RoHS	Environmentally friendly use period: unlimited = EFUP-e
	No hazardous substances above threshold values

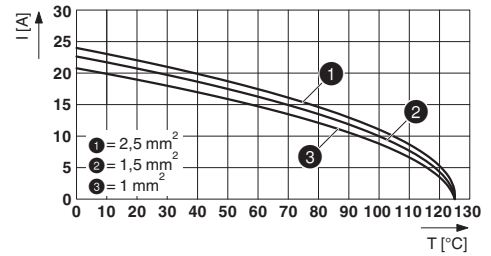
## Drawings

# Contact insert - HC-HV03-I-PT-M - 1407739

Diagram



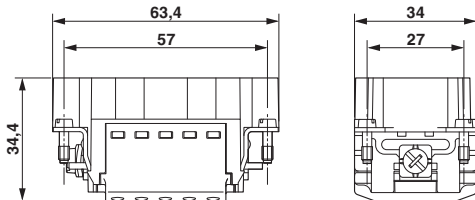
Diagram



Derating diagram for 2.5 mm<sup>2</sup>

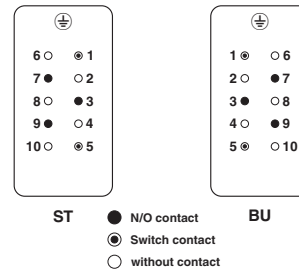
Derating diagram

Dimensional drawing



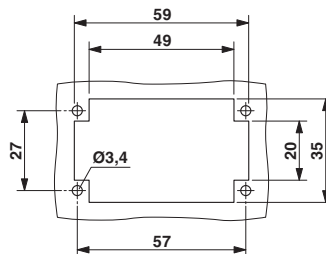
Dimensional drawing

Schematic diagram



View termination side

Dimensional drawing



Mounting cutout when used without housing

## Approvals

Approvals

Approvals


CSA / UL Recognized / EAC


Ex Approvals


# Contact insert - HC-HV03-I-PT-M - 1407739

## Approvals

### Approval details

CSA		<a href="http://www.csagroup.org/services-industries/product-listing/">http://www.csagroup.org/services-industries/product-listing/</a>	013631_0_000
Nominal voltage UN		800 V	
Nominal current IN		16 A	
mm <sup>2</sup> /AWG/kcmil		14	

UL Recognized		<a href="http://database.ul.com/cgi-bin/XYV/template/LISEXT/1FRAME/index.htm">http://database.ul.com/cgi-bin/XYV/template/LISEXT/1FRAME/index.htm</a>	E118976
Nominal voltage UN		800 V	
Nominal current IN		21 A	
mm <sup>2</sup> /AWG/kcmil		14	

EAC			RU C- DE.AI30.B.01102
-----	---	--	--------------------------

Phoenix Contact 2018 © - all rights reserved  
<http://www.phoenixcontact.com>

PHOENIX CONTACT GmbH & Co. KG  
Flachsmarktstr. 8  
32825 Blomberg  
Germany  
Tel. +49 5235 300  
Fax +49 5235 3 41200  
<http://www.phoenixcontact.com>