

Sensor/actuator box - SACB-8/ 8-L-PUR SCO OTB 1,5M - 1437245

Please be informed that the data shown in this PDF Document is generated from our Online Catalog. Please find the complete data in the user's documentation. Our General Terms of Use for Downloads are valid (<http://phoenixcontact.com/download>)



The figure shows the top and bottom side of the article


Sensor/actuator box, application: Standard, connection method: M12-SPEEDCON-socket Metal, number of slots: 8, number of positions: 4, coding: A - standard, slot assignment: single, status display: yes, pnp; master cable connection: Rear master cable connection 270°, PVC, cable length: 1.5 m, shielding: no

Your advantages

- ✓ Safety in the field, thanks to molded housing and high degree of protection
- ✓ Flexible, distributed bundling of signals in one master cable
- ✓ Convenient: increased machine availability thanks to quick and easy diagnostics
- ✓ Save time, thanks to installation with SPEEDCON fast locking system
- ✓ Easy PLC system cabling, thanks to master connection on the back



Key Commercial Data

Packing unit	1 pc
GTIN	 4 046356 455619
GTIN	4046356455619

Technical data

General

Rated voltage	24 V DC
Max. operating voltage U_{max}	30 V DC
Current carrying capacity per I/O signal	2 A
Current carrying capacity per slot	4 A
Total rated current	12 A
Number of positions	4
Number of slots	8
Sensor/actuator connection system	M12-SPEEDCON-socket

Ambient conditions

Degree of protection	IP54 (with sealed mounting holes)
----------------------	-----------------------------------

Sensor/actuator box - SACB-8/ 8-L-PUR SCO OTB 1,5M - 1437245

Technical data

Ambient conditions

Ambient temperature (operation)	-30 °C ... 80 °C
Ambient temperature (storage/transport)	-30 °C ... 90 °C
Ambient temperature (operation)	-40 °C ... 90 °C (for fixed installation)
	-5 °C ... 80 °C (for flexible installation)

Local diagnostics function

Local diagnostics	Supply voltage Green LED
	Status display I/O Yellow LED

Master cable data/connection data

Connection method	Rear master cable connection
Length of cable	1.5 m
Signal line cross section	8x 0.34 mm ²
AWG signal line	22
Conductor structure signal line	42x 0.10 mm
Power supply cross section	3x 0.75 mm ²
AWG power supply	19
Conductor structure, voltage supply	96x 0.10 mm
Tightening torque slot sensor/actuator cable	0.4 Nm
Tightening torque of mounting screw for fixing the housing	0.5 Nm

Insulation material

Housing material	PBT
Material of the moulding mass	PUR
Contact material	Cu alloy
Contact surface material	gold-plated
Contact carrier material	PA
Material of threaded sleeve	Zinc die-cast
Material of threaded sleeve surface	Nickel-plated
O-ring material	NBR
Sealing material	CR (flat gasket on the back)

Pin assignment

Slot/position = Wire color or connection	1 / 4 (A) = WH
	2 / 4 (A) = GN
	3 / 4 (A) = YE
	4 / 4 (A) = GY
	5 / 4 (A) = PK
	6 / 4 (A) = RD
	7 / 4 (A) = BK
	8 / 4 (A) = VT
	1-8 / 1 (+ 24 V) = BN
	1-8 / 3 (0 V) = BU

Sensor/actuator box - SACB-8/ 8-L-PUR SCO OTB 1,5M - 1437245

Technical data

Pin assignment

	1-8 / 5 (PE) = GN/YE
--	----------------------

Standards and Regulations

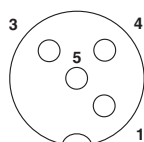
Standard designation	M12 connector
Standards/regulations	IEC 61076-2-101

Environmental Product Compliance

China RoHS	Environmentally Friendly Use Period = 50
	For details about hazardous substances go to tab "Downloads", Category "Manufacturer's declaration"

Drawings

Schematic diagram



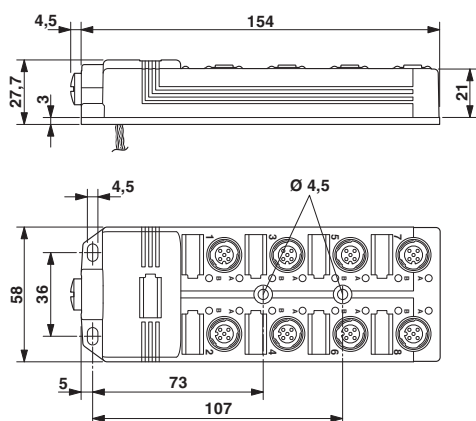
Pin assignment of M12 socket, 4-pos.

Cable cross section

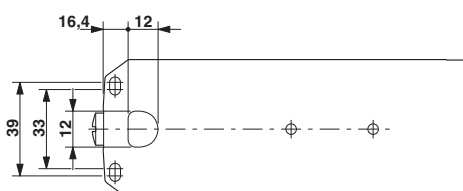


PUR/PVC black [PUR]

Dimensional drawing

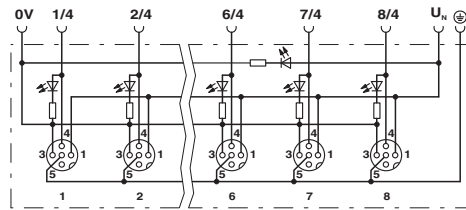


Dimensional drawing



Sensor/actuator box - SACB-8/ 8-L-PUR SCO OTB 1,5M - 1437245

Circuit diagram



Approvals

Approvals

Approvals

EAC

Ex Approvals

Approval details

EAC



EAC-Zulassung

Phoenix Contact 2018 © - all rights reserved
<http://www.phoenixcontact.com>

PHOENIX CONTACT GmbH & Co. KG
Flachsmarktstr. 8
32825 Blomberg
Germany
Tel. +49 5235 300
Fax +49 5235 3 41200
<http://www.phoenixcontact.com>