


SACB-4/ 4-L- 5,0PUR M5

Order No.: 1530702



<http://eshop.phoenixcontact.de/phoenix/treeViewClick.do?UID=1530702>

Sensor/actuator box, M5 socket, Number of slots: 4, Number of positions: 4, Slot assignment: Double, Status indication: Yes, pnp; Master cable connection: Fixed connection 180°, PUR/PVC, Cable length: 5 m, Shielding: No

Commercial data	
GTIN (EAN)	4  017918 993467
sales group	D102
Pack	1 pcs.
Customs tariff	85366990
Catalog page information	Page 187 (PC-2011)

Product notes

WEEE/RoHS-compliant since: 11/23/2005



<http://www.download.phoenixcontact.com>
Please note that the data given here has been taken from the online catalog. For comprehensive information and data, please refer to the user documentation. The General Terms and Conditions of Use apply to Internet downloads.

Technical data	
General data	
Rated voltage	24 V DC
Max. operating voltage U_{max}	30 V DC
Current carrying capacity per I/O signal	1 A

Current carrying capacity per slot	1 A
Total rated current	3 A
Number of positions	4
Number of slots	4
Degree of protection	IP67
Inflammability class acc. to UL 94	V0
Ambient temperature (operation)	-25 °C ... 80 °C
Sensor/actuator connection system	M5 socket

Local diagnostics function

Local diagnostics	Supply voltage Green LED
	Status display I/O Yellow LED

Master cable data

Connection method	Fixed connection
Length of cable	5 m
Cable type	Master cable suitable for flexible cable conduit
Signal line cross section	16x 0.25 mm ²
Power supply cross section	2x 0.5 mm ²
External diameter	8 mm
Max. bending cycles	1000000
Ambient temperature (operation)	-30 °C ... 70 °C (cable, fixed installation)
	-5 °C ... 70 °C (cable, flexible installation)

Insulation material

Housing material	PA-GF
Contact material	CuZn
Contact surface material	Ni/Au
Material of threaded sleeve	Cu alloy
Material of threaded sleeve surface	Nickel-plated

Pin assignment

Slot/position = Wire color or connection	1 / 4 (A) = WH
--	----------------

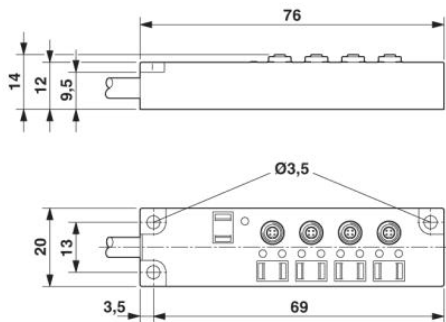
	1 / 2 (B) = GY/PK
	2 / 4 (A) = GN
	2 / 2 (B) = RD/BU
	3 / 4 (A) = YE
	3 / 2 (B) = WH/GN
	4 / 4 (A) = GY
	4 / 2 (B) = BN/GN
	1-4 / 1 (+ 24 V) = BN
	1-4 / 3 (0 V) = BU

Accessories

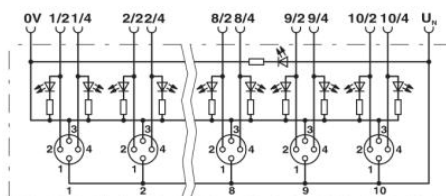
Item	Designation	Description
Protection and sealing elements		
1533288	PROT-M5	An M5 screw plug for the unoccupied M5 sockets of the sensor/ actuator cable, boxes and flush-type connectors

Diagrams/Drawings

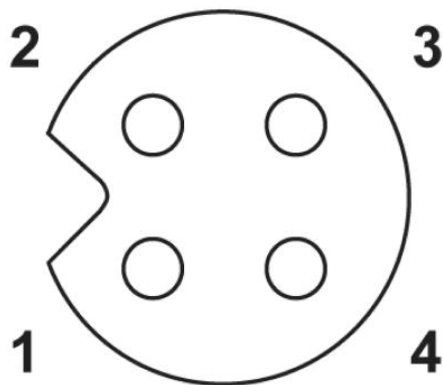
Dimensioned drawing



Circuit diagram



Schematic diagram



M5 slot, socket, 4-pos.

Address

PHOENIX CONTACT Inc., USA
586 Fulling Mill Road
Middletown, PA 17057, USA
Phone (800) 888-7388
Fax (717) 944-1625
<http://www.phoenixcon.com>



© 2011 Phoenix Contact
Technical modifications reserved;