

Sensor/actuator box - SACB-10/3-M16-M8 - 1553527

Please be informed that the data shown in this PDF Document is generated from our Online Catalog. Please find the complete data in the user's documentation. Our General Terms of Use for Downloads are valid (<http://phoenixcontact.com/download>)



Sensor/actuator box, connection method: M8 socket, number of slots: 10, number of positions: 3, status display: No; master cable connection: M16 plug connection, shielding: no

Figure shows version with diagnostic and status indicator



Key Commercial Data

Packing unit	1 pc
Minimum order quantity	25 pc
GTIN	
GTIN	4046356158350

Technical data

General

Rated voltage	24 V DC
Max. operating voltage U_{max}	30 V DC
Current carrying capacity per I/O signal	2 A
Current carrying capacity per slot	2 A
Total rated current	6 A
Number of positions	3
Number of slots	10
Flammability rating according to UL 94	V0
Sensor/actuator connection system	M8 socket

Ambient conditions

Degree of protection	IP65
	IP67
Ambient temperature (operation)	-30 °C ... 80 °C

Master cable data/connection data

Sensor/actuator box - SACB-10/3-M16-M8 - 1553527

Technical data

Master cable data/connection data

Connection method	M16 plug connection
Tightening torque - master cable - plug connection	1.5 Nm
Tightening torque slot sensor/actuator cable	0.2 Nm

Insulation material

Housing material	PBT
Material of the moulding mass	PUR
Contact material	CuSn
Contact surface material	Ni/Au
Contact carrier material	PA
Material of contact, master cable side	CU alloy
Material of threaded sleeve	Cu alloy
Material of threaded sleeve surface	Nickel-plated
O-ring material	NBR

Pin assignment

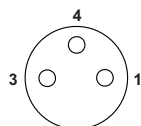
Slot/position = Wire color or connection	1 / 4 (A) = P = WH
	2 / 4 (A) = J = GN
	3 / 4 (A) = T = YE
	4 / 4 (A) = S = GY
	5 / 4 (A) = G = PK
	6 / 4 (A) = R = RD
	7 / 4 (A) = E = BK
	8 / 4 (A) = O = VT
	9 / 4 (A) = C = WH/PK
	10 / 4 (A) = N = PK/BN
	1-10 / 1 (+24 V) = A+M = BN
	1-10 / 3 (0 V) = L+U = BU

Standards and Regulations

Flammability rating according to UL 94	V0
--	----

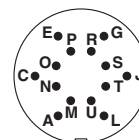
Drawings

Schematic diagram



M8 slot, socket, 3-pos.

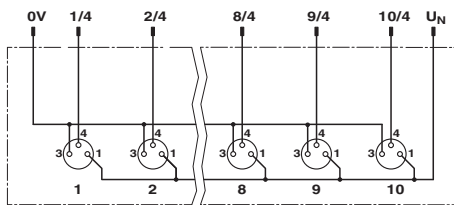
Schematic diagram



M16 plug connection pin, 14-pos.

Sensor/actuator box - SACB-10/3-M16-M8 - 1553527

Circuit diagram



Dimensional drawing

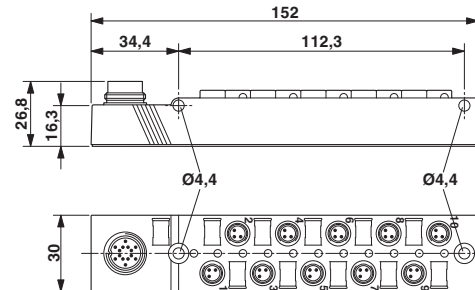


Figure shows version with diagnostic and status indicator

Phoenix Contact 2018 © - all rights reserved
<http://www.phoenixcontact.com>

PHOENIX CONTACT GmbH & Co. KG
Flachsmarktstr. 8
32825 Blomberg
Germany
Tel. +49 5235 300
Fax +49 5235 3 41200
<http://www.phoenixcontact.com>