

Cable connector - SF-7ES1N8A8LB3S - 1618210

Please be informed that the data shown in this PDF Document is generated from our Online Catalog. Please find the complete data in the user's documentation. Our General Terms of Use for Downloads are valid (<http://phoenixcontact.com/download>)




Cable connector, SPEEDCON locking, M23, number of positions: 4+3+PE, type of contact: Socket, Crimp connection, shielded: yes, cable diameter range: 9 mm ... 12 mm

Why buy this product

- ✓ Consistent EMC protection for reliable connection solutions in the industrial environment
- ✓ Crimping connection: vibration- and temperature-resistant assembly
- ✓ Flexible use: reliably connect cable diameters of 7.5 mm ... 18 mm
- ✓ Molded designs with pre-assembled cables on one or both sides



Key Commercial Data

Packing unit	1 STK
GTIN	 4 046356 584494
GTIN	4046356584494

Technical data

General

Note	Order information: Order crimp contacts 4 x Ø 1 mm, 4 x Ø 2 mm separately
Type of locking	SPEEDCON locking
Coding	N
Contact connection method	Crimp connection
Type of contacts	Socket
Number of positions	8
Contact diameter of power contacts	2 mm
Nominal current per power contact at 25°C	30 A
Contact diameter of signal contacts	1 mm
Litz wire cross section of signal contacts min.	0 mm ²
Nominal current per signal contact at 25°C	9 A
Conductor entry	9 mm ... 12 mm

Cable connector - SF-7ES1N8A8LB3S - 1618210

Technical data

Ambient conditions

Ambient temperature	-40 °C ... 125 °C
Degree of protection	IP67

Specifications according to DIN EN 61984:2001

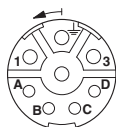
Installation height max.	3000 m
Nominal / operating voltage of power contacts	630 V
Rated surge voltage of power contacts	6 kV
Overvoltage category of power contacts	III
Degree of pollution of power contacts	3
Nominal / operating voltage of signal contacts	250 V
Rated surge voltage of signal contacts	4 kV
Overvoltage category of signal contacts	III
Degree of pollution of signal contacts	3

Environmental Product Compliance

REACH SVHC	Lead 7439-92-1
China RoHS	Environmentally Friendly Use Period = 50
	For details about hazardous substances go to tab "Downloads", Category "Manufacturer's declaration"

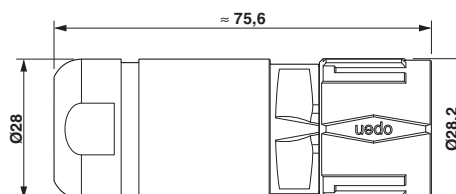
Drawings

Schematic diagram



Connector pin assignment

Dimensional drawing



Dimensional drawing

Approvals

Approvals

Approvals


UL Recognized / cUL Recognized / EAC / cULus Recognized


Ex Approvals

Cable connector - SF-7ES1N8A8LB3S - 1618210


Approvals

Approval details

UL Recognized		http://database.ul.com/cgi-bin/XYV/template/LISEXT/1FRAME/index.htm E153698-20041116
Nominal voltage UN	600 V	
Nominal current IN	27 A	
mm ² /AWG/kcmil	12	

cUL Recognized		http://database.ul.com/cgi-bin/XYV/template/LISEXT/1FRAME/index.htm E153698-20041116
Nominal voltage UN	600 V	
Nominal current IN	18 A	
mm ² /AWG/kcmil	12	

EAC		B.01742
-----	---	---------

cULus Recognized		http://database.ul.com/cgi-bin/XYV/template/LISEXT/1FRAME/index.htm
------------------	---	---

Phoenix Contact 2018 © - all rights reserved
<http://www.phoenixcontact.com>

PHOENIX CONTACT GmbH & Co. KG
Flachsmarktstr. 8
32825 Blomberg
Germany
Tel. +49 5235 300
Fax +49 5235 3 41200
<http://www.phoenixcontact.com>