

Sensor/actuator box - SACB-4/ 8-M23 - 1692802

Please be informed that the data shown in this PDF Document is generated from our Online Catalog. Please find the complete data in the user's documentation. Our General Terms of Use for Downloads are valid (<http://phoenixcontact.com/download>)



Sensor/actuator box, application: Standard, connection method: M12 socket Plastic, number of slots: 4, number of positions: 5, coding: A - standard, slot assignment: Double, status display: No, Universal; master cable connection: M23 plug connection 90°, shielding: no


The figure shows a version with 8 slots

Why buy this product

- ✓ Safety in the field, thanks to molded housing and high degree of protection
- ✓ Flexible, distributed bundling of signals in one master cable
- ✓ Save space: distributor box with double occupancy for two sensors in one slot



Key Commercial Data

Packing unit	1 STK
GTIN	 4 017918 177935
GTIN	4017918177935
Sales Key	02

Technical data

General

Rated voltage	120 V
Max. operating voltage U_{max}	135 V
Current carrying capacity per I/O signal	2 A
Current carrying capacity per slot	4 A
Total rated current	12 A
Number of positions	5
Number of slots	4
Flammability rating according to UL 94	V0
Sensor/actuator connection system	M12 socket

Ambient conditions

Sensor/actuator box - SACB-4/ 8-M23 - 1692802

Technical data

Ambient conditions

Degree of protection	IP65
	IP67
Ambient temperature (operation)	-20 °C ... 75 °C

Master cable data/connection data

Connection method	M23 plug connection
Tightening torque slot sensor/actuator cable	0.4 Nm

Insulation material

Housing material	PA
Contact material	CuSn
Contact surface material	Ni/Au
Contact carrier material	PA
Material of contact, master cable side	CU alloy
Material of contact surface, master cable side	Gold-plated
Material of the contact carrier on the master cable side	PA
Material of threaded sleeve	PA
O-ring material	NBR

Pin assignment

Slot/position = Wire color or connection	1 / 4 (A) = 15
	1 / 2 (B) = 7
	2 / 4 (A) = 5
	2 / 2 (B) = 4
	3 / 4 (A) = 16
	3 / 2 (B) = 8
	4 / 4 (A) = 3
	4 / 2 (B) = 14
	1-4 / 1 (+ 120 V) = 19
	1-4 / 3 (0 V) = 6
	1-4 / 5 (PE) = 12

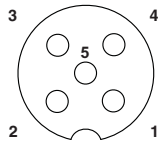
Standards and Regulations

Connection in acc. with standard	CUL
Flammability rating according to UL 94	V0

Drawings

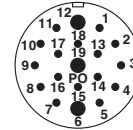
Sensor/actuator box - SACB-4/ 8-M23 - 1692802

Schematic diagram



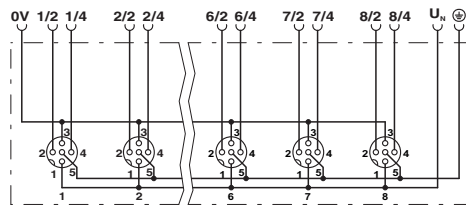
M12 slot, socket, 5-pos.

Schematic diagram



M23 plug connection pin, 19-pos.

Circuit diagram



Approvals

Approvals

Approvals

UL Recognized / cUL Recognized / EAC / cULus Recognized

Ex Approvals

Approval details

UL Recognized		http://database.ul.com/cgi-bin/XYV/template/LISEXT/1FRAME/index.htm	FILE E 118976
Nominal voltage UN		120 V	
mm ² /AWG/kcmil		22-16	


cUL Recognized		http://database.ul.com/cgi-bin/XYV/template/LISEXT/1FRAME/index.htm	FILE E 118976
Nominal voltage UN		120 V	

Sensor/actuator box - SACB-4/ 8-M23 - 1692802

Approvals

mm ² /AWG/kcmil	22-16

EAC		EAC-Zulassung
-----	---	---------------

cULus Recognized		http://database.ul.com/cgi-bin/XYV/template/LISEXT/1FRAME/index.htm
------------------	---	---

Phoenix Contact 2018 © - all rights reserved
<http://www.phoenixcontact.com>

PHOENIX CONTACT GmbH & Co. KG
Flachsmarktstr. 8
32825 Blomberg
Germany
Tel. +49 5235 300
Fax +49 5235 3 41200
<http://www.phoenixcontact.com>