

PCB terminal block - SPT-SMD 1,5/ 4-V-5,08 R44 - 1824433

Please be informed that the data shown in this PDF Document is generated from our Online Catalog. Please find the complete data in the user's documentation. Our General Terms of Use for Downloads are valid (<http://phoenixcontact.com/download>)


PCB terminal block, nominal current: 13.5 A, nom. voltage: 320 V, pitch: 5.08 mm, number of positions: 4, connection method: Push-in spring connection, mounting: SMD soldering, conductor/PCB connection direction: 90 °, color: black. Sample values available under SAMPLE SPT...



The figure shows the 10-position version

Why buy this product

- Time saving push-in connection, tools not required
- Defined contact force ensures that contact remains stable over the long term
- Intuitive use through colour coded actuation lever
- Designed for integration into the SMT soldering process
- Operation and conductor connection from one direction enable integration into front of device
- Quick and convenient testing using integrated test option
- Two soldering spots per position reduce the mechanical strain on the soldering spots



Key Commercial Data

| | |
|------------------------|---------------|
| Packing unit | 200 STK |
| Minimum order quantity | 200 STK |
| GTIN | |
| GTIN | 4046356816533 |

Technical data

Dimensions

| | |
|-----------------------|--------------|
| Length [l] | 7.7 mm |
| Pitch | 5.08 mm |
| Dimension a | 15.24 mm |
| Width [w] | 19.24 mm |
| Constructional height | 13.6 mm |
| Height [h] | 13.6 mm |
| Pin dimensions | 0,7 x 0,3 mm |

PCB terminal block - SPT-SMD 1,5/ 4-V-5,08 R44 - 1824433

Technical data

Dimensions

| | |
|---------------|--------|
| Pin spacing | 7 mm |
| Hole diameter | 1.1 mm |

General

| | |
|--|---------------------|
| Range of articles | SPT 1,5/..-V-SMD |
| Insulating material group | IIIa |
| Rated surge voltage (III/3) | 4 kV |
| Rated surge voltage (III/2) | 4 kV |
| Rated surge voltage (II/2) | 4 kV |
| Rated voltage (III/3) | 250 V |
| Rated voltage (III/2) | 320 V |
| Rated voltage (II/2) | 500 V |
| Connection in acc. with standard | EN-VDE |
| Nominal current I_N | 13.5 A |
| Nominal cross section | 1.5 mm ² |
| Insulating material | LCP |
| Flammability rating according to UL 94 | V0 |
| Stripping length | 8 mm |
| Number of positions | 4 |

Connection data

| | |
|--|----------------------|
| Conductor cross section solid min. | 0.2 mm ² |
| Conductor cross section solid max. | 1.5 mm ² |
| Conductor cross section flexible min. | 0.2 mm ² |
| Conductor cross section flexible max. | 1.5 mm ² |
| Conductor cross section flexible, with ferrule without plastic sleeve min. | 0.2 mm ² |
| Conductor cross section flexible, with ferrule without plastic sleeve max. | 1.5 mm ² |
| Conductor cross section flexible, with ferrule with plastic sleeve min. | 0.2 mm ² |
| Conductor cross section flexible, with ferrule with plastic sleeve max. | 0.75 mm ² |
| Conductor cross section AWG min. | 24 |
| Conductor cross section AWG max. | 16 |

Standards and Regulations

| | |
|--|--------|
| Connection in acc. with standard | EN-VDE |
| Flammability rating according to UL 94 | V0 |

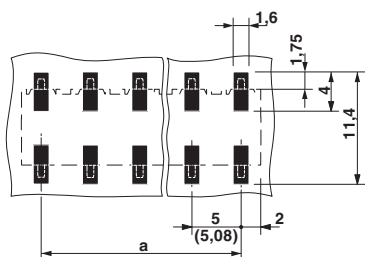
Environmental Product Compliance

| | |
|------------|---|
| China RoHS | Environmentally friendly use period: unlimited = EFUP-e |
| | No hazardous substances above threshold values |

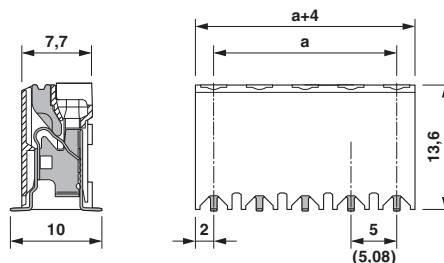
Drawings

PCB terminal block - SPT-SMD 1,5/ 4-V-5,08 R44 - 1824433

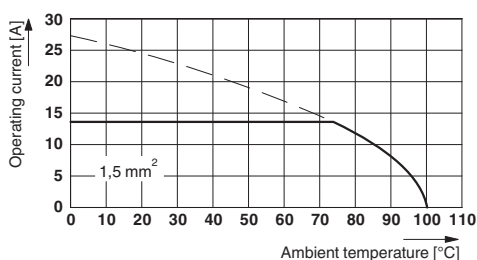
Drilling diagram



Dimensional drawing



Diagram



Type: SPT-SMD 1,5/...-V-5,0(5,08) R..
 Tested in accordance with DIN EN 60512-5-2:2003-01
 Reduction factor = 1
 Number of positions: 5

Approvals

Approvals

Approvals

EAC / VDE approval of drawings / cULus Recognized / IECCEB Scheme

Ex Approvals

Approval details

| | | |
|-----|--|---------|
| EAC | | B.01742 |
|-----|--|---------|

| | | | |
|--------------------------|--|---|----------|
| VDE approval of drawings | | http://www2.vde.com/de/Institut/Online-Service/VDE-gepruefteProdukte/Seiten/Online-Suche.aspx | 40046113 |
|--------------------------|--|---|----------|

| | |
|--------------------|-------|
| Nominal voltage UN | 320 V |
|--------------------|-------|

PCB terminal block - SPT-SMD 1,5/ 4-V-5,08 R44 - 1824433

Approvals

| | |
|----------------------------|---------|
| | |
| Nominal current IN | 13.5 A |
| mm ² /AWG/kcmil | 0.2-1.5 |

| | | | |
|----------------------------|-------|---|-----------------|
| cULus Recognized | | http://database.ul.com/cgi-bin/XYV/template/LISEXT/1FRAME/index.htm | E60425-20061129 |
| | D | B | |
| Nominal voltage UN | 300 V | 300 V | |
| Nominal current IN | 10 A | 10 A | |
| mm ² /AWG/kcmil | 24-16 | 24-16 | |

| | | | |
|----------------------------|---------|---|-----------|
| IECEE CB Scheme | | http://www.iecee.org/ | DE1-60621 |
| | | | |
| Nominal voltage UN | 320 V | | |
| Nominal current IN | 13.5 A | | |
| mm ² /AWG/kcmil | 0.2-1.5 | | |

Phoenix Contact 2018 © - all rights reserved
<http://www.phoenixcontact.com>

PHOENIX CONTACT GmbH & Co. KG
Flachsmarktstr. 8
32825 Blomberg
Germany
Tel. +49 5235 300
Fax +49 5235 3 41200
<http://www.phoenixcontact.com>