


Please note that the data given here has been taken from the online catalog. For comprehensive information and data, please refer to the user documentation at <http://www.download.phoenixcontact.com>. The General Terms and Conditions of Use apply to Internet downloads.

► Extract from the online catalog



Printed circuit terminal block, nominal current: 10 A, rated voltage: 160 V, pitch: 3.5 mm, no. of positions: 6, mounting: Soldering, type of connection: Screw connection, connection direction from the conductor to the PCB: 90°

The illustration shows a combination as a 15-position version

Order No.	1984808
Ord designation	PT 1,5/ 6-3,5-V
EAN	4017918946357
Pack	100 Pcs.
Customs tariff	85369010
Catalog page information	Page 307 (CC-2005)

► Technical data

Dimensions / positions

Length	9 mm
Height	7.6 mm
Pitch	3.5 mm
Dimension a	17.5 mm
Number of positions	6
Pin dimensions	0,9 mm
Pin spacing	3.5 mm
Hole diameter	1.2 mm
Screw thread	M 2
Tightening torque, min	0.25 Nm

Technical data

Insulating material group	I
Rated surge voltage (III/3)	2.5 kV
Rated surge voltage (III/2)	2.5 kV
Rated surge voltage (II/2)	2.5 kV
Rated voltage (III/2)	200 V
Rated voltage (II/2)	400 V
Connection in acc. with standard	EN-VDE
Nominal current I_N	10 A
Nominal voltage U_N	160 V
Nominal cross section	1.5 mm ²
Maximum load current	10 A
Insulating material	PA
Inflammability class acc. to UL 94	V0
Stripping length	5 mm

Connection data

Conductor cross section, rigid min.	0.2 mm ²
Conductor cross section, rigid max.	1.5 mm ²
Conductor cross section flexible min.	0.2 mm ²
Conductor cross section, flexible max.	1.5 mm ²
Conductor cross section AWG/kcmil min.	26
Conductor cross section AWG/kcmil max	16
2 conductors with same cross section, solid min.	0.2 mm ²
2 conductors with same cross section, solid max.	0.34 mm ²
2 conductors with same cross section, flexible, min.	0.2 mm ²
2 conductors with same cross section, flexible max.	0.5 mm ²

► Certificates

CUL

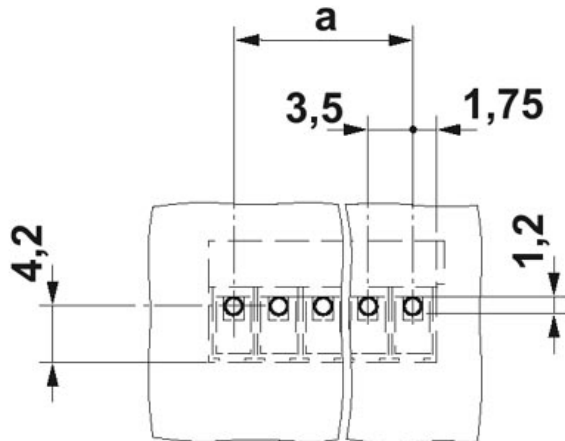
Nominal voltage U_N	300 V
Nominal current I_N	10 A
AWG/kcmil	26-16

UL

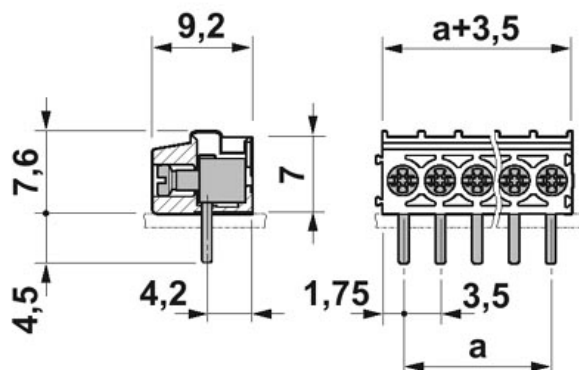
Nominal voltage U_N	300 V
Nominal current I_N	10 A
AWG/kcmil	26-16

▶ Drawings

Drilling diagram



Dimensioned drawing



► Accessories

Item	Designation	Description
Marking		
1051993	B-STIFT	Marker pen, for manual labeling of unprinted Zack strips, smear-proof and waterproof, line thickness 0.5 mm
0804073	SK 3,5/2,8:FORTL.ZAHLEN	Marker card, printed horizontally, self-adhesive, 10-section marker strip, 12 identical decades marked 1-10, 11-20 etc. up to 91-100, sufficient for 120 terminal blocks
0805030	SK 3,5/2,8:SO	Marker card, special printing, self-adhesive, labeled acc. to customer requirements, 14 identical marker strips per card, max. 25-position labeling per strip.
0803883	SK U/2,8 WH:UNBEDRUCKT	Unprinted marker cards, DIN A4 format, pitch as desired, self-adhesive, with 50 stamped marker strips, 185 mm strip length, can be labeled with the CMS system or manually with the M-PEN
0811228	X-PEN 0,35	Marker pen without ink cartridge, for manual labeling of markers, labeling extremely wipe-proof, line thickness 0.35 mm
Tools		
1205037	SZS 0,4X2,5	Screwdriver, bladed, matches all screw terminal blocks up to 1.5 mm ² connection cross section, blade: 0.4 x 2.5 mm

► Address

PHOENIX CONTACT GmbH & Co. KG
Flachsmarktstr. 8
32825 Blomberg
Germany
Phone +49 5235 3 00
Fax +49 5235 3 1200
<http://www.phoenixcontact.com>
Phoenix Contact
Technical modifications reserved;