


FLKMS 14/ 8IM/PLC

Order No.: 2284549




<http://eshop.phoenixcontact.de/phoenix/treeViewClick.do?UID=2284549>

VARIOFACE sensor module, for connecting 8 p-n-p sensors



Commercial data

GTIN (EAN)	 4 017918 055714
sales group	I631
Pack	2 pcs.
Customs tariff	85369010
Catalog page information	Page 204 (IF-2007)

Product notes

WEEE/RoHS-compliant since:
09/05/2006



<http://www.download.phoenixcontact.com>
Please note that the data given here has been taken from the online catalog. For comprehensive information and data, please refer to the user documentation. The General Terms and Conditions of Use apply to Internet downloads.

Technical data

General data

Nominal voltage U_N	< 50 V AC
	60 V DC
Max. current carrying capacity per branch	1 A
Max. total current of voltage supply	3 A

Number of positions	14
Width	57 mm
Height	90 mm
Depth	81 mm
Status display	No
Ambient temperature (operation)	-20 °C ... 50 °C
Ambient temperature (storage/transport)	-20 °C ... 70 °C
Test voltage	500 V (50 Hz, 1 min.)
Mounting position	Any
Standards/regulations	IEC 60664
	DIN EN 50178
	IEC 62103
Pollution degree	2
Surge voltage category	II

Connection data

Connection 1	Field level
Connection in acc. with standard	IEC / EN
Connection method	Screw connection
Conductor cross section solid min.	0.2 mm ²
Conductor cross section solid max.	4 mm ²
Conductor cross section stranded min.	0.2 mm ²
Conductor cross section stranded max.	2.5 mm ²
Conductor cross section AWG/kcmil min.	24
Conductor cross section AWG/kcmil max	12
Stripping length	8 mm
Screw thread	M3
Connection 2	Control system level
Number of connections	1
Connection method	Flat-ribbon cable plug connector in acc. with IEC 60603-13
Number of positions	14

Certificates / Approvals

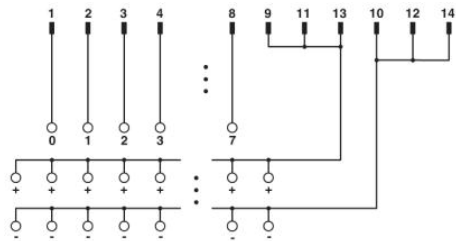


Certification

CUL, GOST, UL

Diagrams/Drawings

Circuit diagram



FLKMS 14/8IM/PLC connection scheme

Address

PHOENIX CONTACT Inc., USA
586 Fulling Mill Road
Middletown, PA 17057, USA
Phone (800) 888-7388
Fax (717) 944-1625
<http://www.phoenixcon.com>



© 2011 Phoenix Contact
Technical modifications reserved;