


# FLKM-D 9 SUB/S/COUNT/S95


Order No.: 2289489



<http://eshop.phoenixcontact.de/phoenix/treeViewClick.do?UID=2289489>

VARIOFACE interface module, for Siemens SIMATIC® S5-95U, alarm/counting inputs (to adapt a 9-position D-SUB pin strip to screw terminal blocks)



Commercial data	
GTIN (EAN)	 4 017918 057589
Note	Made-to-order
sales group	I631
Pack	10 pcs.
Customs tariff	85369010
Catalog page information	Page 165 (IF-2002)

### Product notes

WEEE/RoHS-compliant since:  
07/12/2006



<http://www.download.phoenixcontact.com>  
Please note that the data given here has been taken from the online catalog. For comprehensive information and data, please refer to the user documentation. The General Terms and Conditions of Use apply to Internet downloads.

## Technical data

### General data

Nominal voltage $U_N$	125 V AC
Max. current carrying capacity per branch	2.5 A
	1.5 A (with even load on all branches)
Width	45 mm
Height	90 mm

Depth	68 mm
Status display	No
Ambient temperature (operation)	-20 °C ... 50 °C
Test voltage	500 V AC (50 Hz, 1 min.)
Mounting position	Any
Standards/regulations	IEC 60664
	IEC 60664 A
	DIN VDE 0110
	DIN VDE 0160 (in parts)
Pollution degree	2
Surge voltage category	II

#### Connection data

Connection 1	PCB connection
Connection in acc. with standard	IEC / EN
Connection method	Screw connection
Number of positions	9
Conductor cross section solid min.	0.2 mm <sup>2</sup>
Conductor cross section solid max.	4 mm <sup>2</sup>
Conductor cross section stranded min.	0.2 mm <sup>2</sup>
Conductor cross section stranded max.	2.5 mm <sup>2</sup>
Conductor cross section AWG/kcmil min.	24
Conductor cross section AWG/kcmil max	12
Stripping length	8 mm
Screw thread	M3
Connection 2	D-SUB connection
Connection method	Pluggable

#### Certificates / Approvals

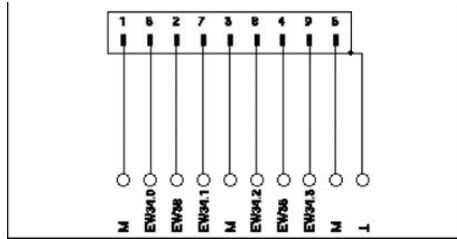


Certification

GOST

## Diagrams/Drawings

### Circuit diagram



**Address**

PHOENIX CONTACT Inc., USA  
586 Fulling Mill Road  
Middletown, PA 17057, USA  
Phone (800) 888-7388  
Fax (717) 944-1625  
<http://www.phoenixcon.com>



© 2011 Phoenix Contact  
Technical modifications reserved;