

Distributed I/O device - AXL E EC DIO16 M12 6M - 2701528

Please be informed that the data shown in this PDF Document is generated from our Online Catalog. Please find the complete data in the user's documentation. Our General Terms of Use for Downloads are valid (<http://phoenixcontact.com/download>)



Axioline E, Digital I/O device, EtherCAT®, M12 fast connection technology, Digital inputs: 16, 24 V DC, connection method: 4-wire, Digital outputs: 16, 24 V DC, 500 mA, connection method: 3-wire, Metal housing, degree of protection: IP65/67

Product Description


The Axioline E device is designed for use within an EtherCAT® network. It is used to acquire and output digital signals. The device is designed for use in systems manufacturing. It is suitable for use without a control cabinet under harsh industrial conditions. The Axioline E device can be used on tool platforms, directly on welding robots or in conveying technology, for example. EtherCAT® is a registered trademark and patented technology, licensed by Beckhoff Automation GmbH, Germany.

Your advantages

- ✓ Connection to EtherCAT® network using M12connectors (D-coded)
- ✓ Transmission speed of 100 Mbps
- ✓ Connection of digital sensors and actuators using M12connectors (A-coded)
- ✓ Diagnostic and status indicators
- ✓ Short-circuit and overload protection of the sensor supply
- ✓ IP65/IP67 degree of protection



Key Commercial Data

Packing unit	1 pc
GTIN	 4 046356 763776
GTIN	4046356763776

Technical data

Note

Utilization restriction	EMC: class A product, see manufacturer's declaration in the download area
-------------------------	---

Dimensions

Width	60 mm
Height	185 mm

Distributed I/O device - AXL E EC DIO16 M12 6M - 2701528

Technical data

Dimensions

Depth	38 mm
Note on dimensions	The height is 194.5 mm including the mounting plate. With fixing clips pulled out, the height is 212 mm. The depth is 38 mm including the mounting plate (30.5 mm without the mounting plate).
Drill hole spacing	198.5 mm

Ambient conditions

Ambient temperature (operation)	-25 °C ... 60 °C
Ambient temperature (storage/transport)	-25 °C ... 85 °C
Permissible humidity (operation)	5 % ... 95 %
Permissible humidity (storage/transport)	5 % ... 95 %
Air pressure (operation)	70 kPa ... 106 kPa (up to 3000 m above sea level)
Air pressure (storage/transport)	70 kPa ... 106 kPa (up to 3000 m above sea level)
Degree of protection	IP65/IP67

General

Housing material	Zinc die-cast
Mounting type	Wall mounting or DIN rail mounting; both with mounting plate.
Net weight	715.5 g

Interfaces

Designation	EtherCAT®
No. of channels	2
Connection method	M12 fast connection technology
Note on the connection method	D-coded
Designation connection point	Copper cable
Transmission speed	100 Mbps (with auto negotiation)
Number of positions	4

System limits of the bus coupler

Designation	EtherCAT®
Equipment type	EtherCAT® slave
System-specific protocols	Mailbox protocols CANopen® over EtherCAT®
	Mailbox protocols File access over EtherCAT®
Type of addressing	Auto-increment addressing
	Fixed position addressing
	Logical addressing
Specification	ETG.1000 V1.02

Supply

Designation	Actuators (U _A) for additional devices
Connection method	M12 connector (T-coded)
Number of positions	4

Distributed I/O device - AXL E EC DIO16 M12 6M - 2701528

Technical data

Supply

Supply voltage	24 V DC
Nominal supply voltage range	18 V DC ... 31.2 V DC (including all tolerances, including ripple)
Current consumption	typ. 3 mA ±15 % (at 24 V DC)

Digital inputs

Input name	Digital inputs
Description of the input	EN 61131-2 types 1 and 3
Connection method	M12 connector, double occupancy
Connection technology	4-wire
Number of inputs	16
Type of protection	Overload protection, short-circuit protection of sensor supply
Input filter time	< 1000 µs
Input voltage range "0" signal	0 V ... 5 V DC
Input voltage range "1" signal	11 V DC ... 30 V DC
Nominal input current at U _{IN}	typ. 3 mA

Digital outputs

Output name	Digital outputs
Connection method	M12 connector, double occupancy
Connection technology	3-wire
Number of outputs	16
Type of protection	Overload protection, short-circuit protection of outputs
Output voltage	24 V DC
Nominal output voltage	24 V DC (from voltage U _S)
Maximum output current per channel	500 mA
Nominal load, inductive	12 VA (1.2 H, 48 Ω, with nominal voltage)
Nominal load, ohmic	12 W (48 Ω, with nominal voltage)

Electrical isolation

Test section	24 V supply (communications power/sensor supply, digital inputs/ outputs)/bus connection (Ethernet 1) 500 V AC 50 Hz 1 min.
	24 V supply (communications power/sensor supply, digital inputs/ outputs)/bus connection (Ethernet 2) 500 V AC 50 Hz 1 min.
	24 V supply (communications power/sensor supply, digital inputs/ outputs)/FE 500 V AC 50 Hz 1 min.
	Bus connection (Ethernet 1)/FE 500 V AC 50 Hz 1 min.
	Bus connection (Ethernet 2)/FE 500 V AC 50 Hz 1 min.
	Bus connection (Ethernet 1)/bus connection (Ethernet 2) 500 V AC 50 Hz 1 min.
	24 V supply (actuator supply)/24 V supply (communications power and sensor supply, digital inputs/outputs) 500 V AC 50 Hz 1 min.
	24 V supply (actuator supply)/bus connection (Ethernet 1) 500 V AC 50 Hz 1 min.
	24 V supply (actuator supply)/bus connection (Ethernet 2) 500 V AC 50 Hz 1 min.

Distributed I/O device - AXL E EC DIO16 M12 6M - 2701528

Technical data

Electrical isolation

	24 V supply (actuator supply)/FE 500 V AC 50 Hz 1 min.
--	--

Standards and Regulations

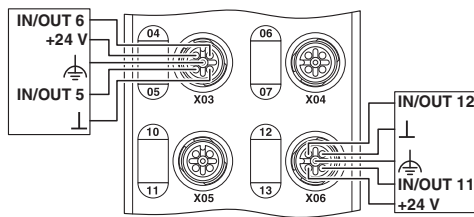
Mechanical tests	Vibration resistance in acc. with EN 60068-2-6/IEC 60068-2-6 5g
	Shock in acc. with EN 60068-2-27/IEC 60068-2-27 30g, 11 ms period, half-sine shock pulse
	Continuous shock according to EN 60068-2-27/IEC 60068-2-27 10g
Protection class	III, IEC 61140, EN 61140, VDE 0140-1

Environmental Product Compliance

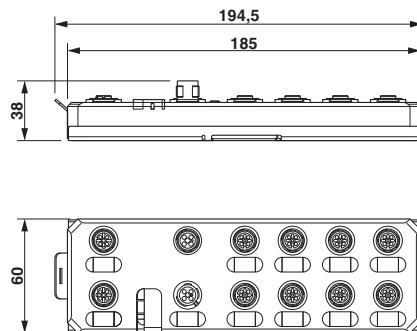
China RoHS	Environmentally Friendly Use Period = 25;
	For details about hazardous substances go to tab "Downloads", Category "Manufacturer's declaration"

Drawings

Connection diagram



Dimensional drawing



Approvals

Approvals

Approvals

UL Listed / cUL Listed / EtherCAT / cULus Listed

Ex Approvals


UL Listed / cUL Listed / cULus Listed

Approval details


UL Listed		http://database.ul.com/cgi-bin/XYV/template/LISEXT/1FRAME/index.htm	FILE E 140324
-----------	--	---	---------------

Distributed I/O device - AXL E EC DIO16 M12 6M - 2701528

Approvals

cUL Listed		http://database.ul.com/cgi-bin/XYV/template/LISEXT/1FRAME/index.htm	FILE E 140324
------------	---	---	---------------

EtherCAT	0x84_001
----------	----------

cULus Listed	
--------------	---

Phoenix Contact 2018 © - all rights reserved
<http://www.phoenixcontact.com>

PHOENIX CONTACT GmbH & Co. KG
Flachsmarktstr. 8
32825 Blomberg
Germany
Tel. +49 5235 300
Fax +49 5235 3 41200
<http://www.phoenixcontact.com>