

Bus coupler - FLM BK PN M12 DI 8 M12-2TX - 2736741

Please be informed that the data shown in this PDF Document is generated from our Online Catalog. Please find the complete data in the user's documentation. Our General Terms of Use for Downloads are valid (<http://phoenixcontact.com/download>)




The PROFINET bus coupler opens a local bus for up to 16 devices. Additional functions: 100 Mbps, auto negotiation, auto crossover, SNMP, TFTP, LLDP, 8 digital inputs, channel-specific diagnostics, short-circuit/overload protection, M12 fast connection technology.

Your advantages

- ✓ PROFINET
- ✓ 8 inputs, 24 V DC
- ✓ M12 connection technology with SPEEDCON fast locking system



Key Commercial Data

| | |
|--------------|---|
| Packing unit | 1 pc |
| GTIN |  4 046356 042659 |
| GTIN | 4046356042659 |

Technical data

Note

| | |
|-------------------------|---|
| Utilization restriction | EMC: class A product, see manufacturer's declaration in the download area |
|-------------------------|---|

Dimensions

| | |
|--------------------|--------|
| Width | 70 mm |
| Height | 178 mm |
| Depth | 50 mm |
| Drill hole spacing | 168 mm |

Ambient conditions

| | |
|--|---|
| Ambient temperature (operation) | -25 °C ... 55 °C |
| Ambient temperature (storage/transport) | -25 °C ... 85 °C |
| Permissible humidity (storage/transport) | 95 % |
| Air pressure (operation) | 80 kPa ... 106 kPa (up to 2000 m above sea level) |
| Air pressure (storage/transport) | 70 kPa ... 106 kPa (up to 3000 m above sea level) |

Bus coupler - FLM BK PN M12 DI 8 M12-2TX - 2736741

Technical data

Ambient conditions

| | |
|----------------------|---|
| Degree of protection | IP65/IP67 |
| Note | Seal unused slots/connections to ensure the degree of protection. |

General

| | |
|---------------|---|
| Mounting type | Wall mounting |
| Net weight | 335.2 g |
| Note | Seal unused slots/connections to ensure the degree of protection. |
| Mounting type | Wall mounting, optionally on mounting plate |

Interfaces

| | |
|------------------------------|-----------------------------|
| Designation | PROFINET |
| Connection method | M12 connectors, D-coded |
| Designation connection point | Copper cable |
| Transmission speed | 100 Mbps (auto negotiation) |
| Number of positions | 4 |
| Designation | PROFINET |
| Transmission speed | 100 Mbps |

Local bus gateway

| | |
|----------------------------------|------------------------------------|
| Designation | Local bus gateway |
| Connection method | M12 connector, B-coded |
| Transmission speed | 500 kbaud/2 Mbaud, can be selected |
| Max. number of local bus devices | 16 |
| Max. length of local bus | 20 m |

Power supply for module electronics

| | |
|----------------------|--|
| Connection method | M12 connector |
| Designation | U_L |
| Supply voltage | 24 V DC |
| Supply voltage range | 18 V DC ... 30 V DC (including ripple) |
| Supply current | < 100 mA |

Fieldline potentials

| | |
|--------------------------------|---|
| Voltage supply U_L | 24 V DC |
| Power supply at U_L | max. 4 A |
| Current consumption from U_L | max. 118 mA (At 2 Mbaud) |
| | typ. 118 mA (At 2 Mbaud) |
| | max. 60 mA (At 500 kBaud) |
| | typ. 60 mA (At 500 kBaud) |
| Voltage supply U_S | 24 V DC |
| Power supply at U_S | max. 4 A |
| Current consumption from U_S | typ. 5 mA (plus power supply for sensors) |
| | max. 600 mA |

Bus coupler - FLM BK PN M12 DI 8 M12-2TX - 2736741

Technical data

Digital inputs

| | |
|--------------------------------|--|
| Input name | Digital inputs |
| Description of the input | IEC 61131-2 type 1 |
| Connection method | M12 connector |
| Connection technology | 2, 3, 4-wire |
| Number of inputs | 8 (EN 61131-2 type 1) |
| Type of protection | Short-circuit protection, overload protection of the sensor supply |
| Filter time | 3 ms |
| Input voltage | 24 V DC |
| Input voltage range "0" signal | -30 V DC ... 5 V DC |
| Input voltage range "1" signal | 13 V DC ... 30 V DC |

Electrical isolation

| | |
|--------------|-----------------|
| Test section | To I/O 500 V DC |
|--------------|-----------------|

Standards and Regulations

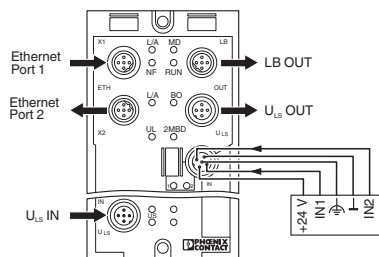
| | |
|----------------------------------|--------------------------------------|
| Connection in acc. with standard | CUL |
| Protection class | III, IEC 61140, EN 61140, VDE 0140-1 |

Environmental Product Compliance

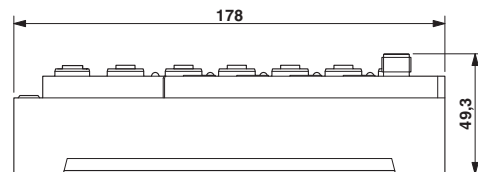
| | |
|------------|---|
| China RoHS | Environmentally Friendly Use Period = 50 |
| | For details about hazardous substances go to tab "Downloads", Category "Manufacturer's declaration" |

Drawings

Connection diagram



Dimensional drawing



Approvals

Approvals

Approvals


UL Recognized / cUL Recognized / PROFINET / EAC / cULus Recognized


Bus coupler - FLM BK PN M12 DI 8 M12-2TX - 2736741

Approvals

Ex Approvals


Approval details

| | | | |
|---------------|---|---|---------------|
| UL Recognized |  | http://database.ul.com/cgi-bin/XYV/template/LISEXT/1FRAME/index.htm | FILE E 140324 |
|---------------|---|---|---------------|

| | | | |
|----------------|---|---|---------------|
| cUL Recognized |  | http://database.ul.com/cgi-bin/XYV/template/LISEXT/1FRAME/index.htm | FILE E 140324 |
|----------------|---|---|---------------|

| | | | |
|----------|--|--|--------|
| PROFINET | | | Z10580 |
|----------|--|--|--------|

| | | | |
|-----|---|--|---------------|
| EAC |  | | EAC-Zulassung |
|-----|---|--|---------------|

| | | | |
|------------------|---|--|--|
| cULus Recognized |  | | |
|------------------|---|--|--|

Phoenix Contact 2018 © - all rights reserved
<http://www.phoenixcontact.com>

PHOENIX CONTACT GmbH & Co. KG
Flachmarktstr. 8
32825 Blomberg
Germany
Tel. +49 5235 300
Fax +49 5235 3 41200
<http://www.phoenixcontact.com>