


# IB IL 24 DO 8-2A

## Discontinued item


Order No.: 2742117



<http://eshop.phoenixcontact.de/phoenix/treeViewClick.do?UID=2742117>


Inline digital output terminal block, without accessories, 8 outputs, 24 V DC, 2 A, 4-wire connection method



Commercial data	
GTIN (EAN)	 4 017918 818128
sales group	K411
Pack	1 pcs.
Customs tariff	85389091
Catalog page information	Page 67 (AX-2007)

**Product notes**

WEEE/RoHS-compliant since:  
10/06/2006



<http://www.download.phoenixcontact.com>  
Please note that the data given here has been taken from the online catalog. For comprehensive information and data, please refer to the user documentation. The General Terms and Conditions of Use apply to Internet downloads.

## Product description

The digital Inline output terminals are designed for the connection of digital actuators, such as electromagnetic valves, contactors or visual indicators.

All the typical applications are covered by the standard automation terminals.

The I/O equipment is connected by a simple or an extended Inline connector, depending on the number of channels. The multi-wire connection method is available in both cases.

The Inline terminals can be labeled using hinged labeling fields. The fields have insert cards that can be labeled individually to suit the application. Additionally, there is the proven ZBFM-6... Zack strip for labeling the terminal points.

## Technical data

### Interface

Name	INTERBUS local bus
Connection method	Inline data jumper
Transmission speed	500 kBaud

### Digital outputs

Output name	Digital outputs
Connection method	Spring-cage connection
	2, 3, 4-wire
Number of outputs	8
Protective circuit	Overload protection, short-circuit protection of outputs
Output voltage	24 V DC ( $U_s - 1$ V)
Nominal output voltage	24 V DC (voltage difference at $I_{nom} \leq 1$ V)
Maximum output current per channel	2 A
Maximum output current per module	8 A
Nominal load, inductive	48 W
Nominal load, lamp	48 W
Nominal load, ohmic	48 VA

### Power supply for module electronics

Supply voltage	24 V DC (via voltage jumper)
Supply voltage range	19.2 V DC ... 30 V DC
Communications power $U_L$	7.5 V (via voltage jumper)
Current consumption	max. 60 mA (from the local bus)

### General data

Width	48.8 mm
Height	119.8 mm
Depth	71.5 mm
Note on dimensions	Housing dimensions
Weight	130 g
Note on weight specifications	Without plug
Mounting type	DIN rail
Ambient temperature (operation)	-25 °C ... 55 °C
Ambient temperature (storage/transport)	-25 °C ... 85 °C

Permissible humidity (operation)	10 % ... 95 % (according to DIN EN 61131-2)
Permissible humidity (storage/transport)	10 % ... 95 % (according to DIN EN 61131-2)
Air pressure (operation)	70 kPa ... 106 kPa (up to 3000 m above sea level)
Air pressure (storage/transport)	70 kPa ... 106 kPa (up to 3000 m above sea level)
Degree of protection	IP20
Protection class	III, IEC 61140, EN 61140, VDE 0140-1
Test section	5 V supply incoming remote bus/7.5 V supply (bus logic) 500 V AC 50 Hz 1 min
	5 V supply outgoing remote bus/7.5 V supply (bus logic) 500 V AC 50 Hz 1 min
	7.5 V supply (bus logics)/24 V supply (I/O) 500 V AC 50 Hz 1 min
	24 V supply (I/O) / functional earth ground 500 V AC 50 Hz 1 min
Diagnostics messages	Short-circuit / overload of the digital outputs Error message in the diagnostic code (bus) and display (2 Hz) via the LED (D) on the module

#### Inline potential routing

Communications power $U_L$	7.5 V DC
Current consumption from $U_L$	max. 60 mA
Main circuit supply $U_M$	24 V DC
Segment supply voltage $U_s$	24 V DC (nominal value)
Current consumption from $U_s$	max. 8 A

#### Certificates / Approvals



Certification

CUL, GOST, TUEV-N, TUEV-RH, UL

#### Accessories

Item	Designation	Description
<b>Marking</b>		
0809492	ESL 62X10	Insert strip for laser printer, lettering field: 62 x 10 mm
0809502	ESL 62X46	Insert strip for laser printer, lettering field: 62 x 46 mm
2727501	IB IL FIELD 2	Labeling field, width: 12.2 mm

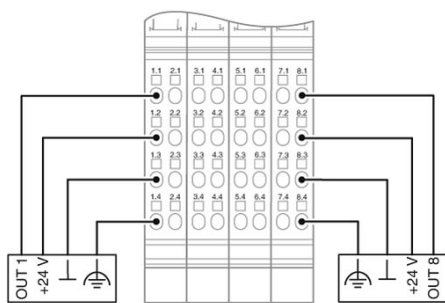
2727515	IB IL FIELD 8	Labeling field, width: 48.8 mm
---------	---------------	--------------------------------

**Plug/Adapter**

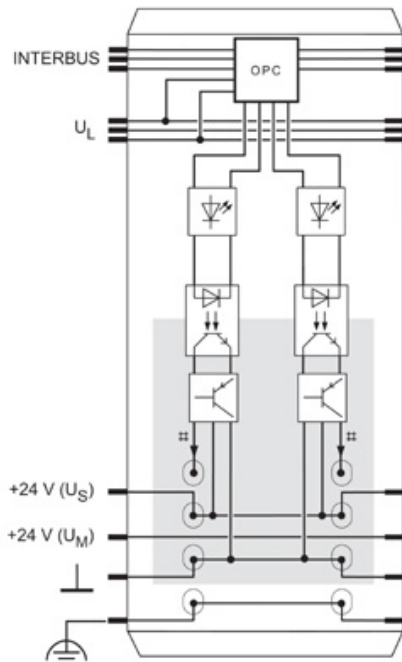
2860963	IB IL DI/DO 8-PLSET/CP	Connector set, for IB IL DI/DO 8, copper, with color print.
2726337	IB IL SCN-8	Connector, for digital 1, 2 or 8-channel Inline terminals
2727608	IB IL SCN-8-CP	Inline connector, colored

**Diagrams/Drawings**

Connection diagram

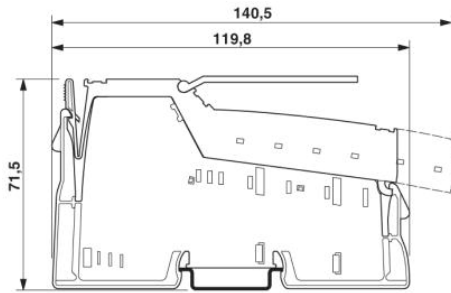


Block diagram



Dimensioned drawing

---



**Address**

PHOENIX CONTACT Inc., USA  
586 Fulling Mill Road  
Middletown, PA 17057, USA  
Phone (800) 888-7388  
Fax (717) 944-1625  
<http://www.phoenixcon.com>



© 2011 Phoenix Contact  
Technical modifications reserved;