

Lightning/surge arrester type 1/2 - VAL-MS-T1/T2 1000DC-PV/2+V-FM - 2801161

Please be informed that the data shown in this PDF Document is generated from our Online Catalog. Please find the complete data in the user's documentation. Our General Terms of Use for Downloads are valid (<http://phoenixcontact.com/download>)




Lightning/surge arrester for 2-pos. isolated 1000 V DC voltage systems, for DIN rail mounting, 3-pos. base element with remote indication contact, three plug-in temperature-monitored protective elements, status message on each plug.

Your advantages

- ✓ Increased safety, thanks to compliance with standard EN 50539-11
- ✓ Reliable contact, thanks to integrated rotating latch
- ✓ Easy replacement, thanks to plug-in arresters
- ✓ Optimum inverter protection, thanks to low protection level
- ✓ Efficient replacement of defective plugs, thanks to visual status indicator
- ✓ Optimized maintenance planning, thanks to remote signaling
- ✓ Protection against mismatching, thanks to keyed plugs and base elements
- ✓ Always the right arrester, thanks to universal type 1/type 2 protective components



Key Commercial Data

Packing unit	1 pc
GTIN	 4 046356 714327
GTIN	4046356714327

Technical data

Dimensions

Height	98.7 mm
Width	53.4 mm
Depth	65.7 mm (incl. DIN rail 7.5 mm)
Horizontal pitch	3 Div.

Ambient conditions

Degree of protection	IP20 (only when all terminal points are used)
Ambient temperature (operation)	-40 °C ... 80 °C

Lightning/surge arrester type 1/2 - VAL-MS-T1/T2 1000DC-PV/2+V-FM - 2801161

Technical data

Ambient conditions

Ambient temperature (storage/transport)	-40 °C ... 80 °C
Altitude	≤ 2000 m (amsl (above mean sea level))
Permissible humidity (operation)	5 % ... 95 %
Shock (operation)	60g (Half-sine / 11 ms / 3x ±X, ±Y, ±Z)
Vibration (operation)	7.5g (5-500 Hz/2.5 h/XYZ)

General

IEC test classification	PV I / II
	PV T1 / T2
EN type	T1 / T2
SPD failure behavior	OCM (Open-circuit mode)
Connection configuration	Y configuration
Installation location	Inside
Accessibility	Accessible
Installation location of the disconnect device	Internal
Mode of protection	(DC+) - (DC-)
	(DC+/DC-) - PE
Mounting type	DIN rail: 35 mm
Color	jet black RAL 9005
Housing material	PA 6.6-FR
	PBT-FR
Degree of pollution	2
Distance between live and grounded parts	8 mm
Flammability rating according to UL 94	V-0
Type	DIN rail module, two-section, divisible
Surge protection fault message	Optical, remote indicator contact

Additional descriptions

Note	The device is intended for touch proof installation in a housing. Ensure that there is a gap of at least 8 mm between the active and grounded parts in the connection area.
------	---

Protective circuit DC voltage side (DC)

Maximum continuous operating voltage U_{CPV}	1050 V DC
Open circuit voltage U_{OCSTC}	≤ 875 V DC
Short-circuit current rating I_{SCPV}	2000 A
Continuous operating current I_{CPV}	< 20 μA
Rated load current I_L	80 A
Residual current I_{PE}	≤ 20 μA DC
	≤ 350 μA AC
Standby power consumption P_C	≤ 25 mVA

Lightning/surge arrester type 1/2 - VAL-MS-T1/T2 1000DC-PV/2+V-FM - 2801161

Technical data

Protective circuit DC voltage side (DC)

Nominal discharge current (8/20) μ s	15 kA
Maximum discharge current I_{max} (8/20) μ s	40 kA
Impulse discharge current (10/350) μ s, charge	2.5 As
Impulse discharge current (10/350) μ s, specific energy	6.25 kJ/ Ω
Impulse discharge current (10/350) μ s, peak value I_{imp}	5 kA
Total discharge current I_{total} (8/20) μ s	40 kA
Total discharge current I_{total} (10/350) μ s	5 kA
Voltage protection level U_p	≤ 3.5 kV
Residual voltage U_{res}	≤ 3.5 kV (at I_n)
	≤ 2.9 kV (at 5 kA)
	≤ 3.2 kV (at 10 kA)
	≤ 3.7 kV (at 20 kA)
	≤ 4.1 kV (at 30 kA)
	≤ 4.6 kV (at 40 kA)
Response time t_A	≤ 25 ns
Insulation resistance R_{iso}	> 5 G Ω (at 500 V DC)

Indicator/remote signaling

Switching function	PDT contact
Operating voltage	5 V AC ... 250 V AC
	30 V DC
Operating current	5 mA AC ... 1.5 A AC
	1 A DC
Connection method	Plug-in/screw connection via COMBICON
Screw thread	M2
Tightening torque	0.25 Nm
Stripping length	7 mm
Conductor cross section flexible	0.14 mm ² ... 1.5 mm ²
Conductor cross section solid	0.14 mm ² ... 1.5 mm ²
Conductor cross section AWG	28 ... 16

Connection data

Connection method	Screw connection
Screw thread	M5
Tightening torque	3 Nm (1,5 mm ² ... 16 mm ²)
	4.5 Nm (25 mm ² ... 35 mm ²)
Stripping length	16 mm
Conductor cross section flexible	1.5 mm ² ... 25 mm ²
Conductor cross section solid	1.5 mm ² ... 35 mm ²
Conductor cross section AWG	15 ... 2

Lightning/surge arrester type 1/2 - VAL-MS-T1/T2 1000DC-PV/2+V-FM - 2801161

Technical data

Connection data

Connection method	Fork-type cable lug
Conductor cross section flexible	1.5 mm ² ... 16 mm ²

UL specifications

SPD Type	1CA
Maximum continuous operating voltage MCOV	1170 V DC
Nominal voltage	1170 V DC
Mode of protection	(L+) - (L-)
	(L+) - G
	(L-) - G
Power distribution system	DC PV
Voltage protection rating VPR	3 kV
Nominal discharge current I _n	10 kA
Short-circuit current rating (SCCR)	50 kA

UL indicator/remote signaling

Operating voltage	125 V AC
Operating current	1 A AC
Tightening torque	4 lb _F -in.
Conductor cross section AWG	30 ... 14

UL connection data

Conductor cross section AWG	10 ... 2
Tightening torque	30 lb _F -in.

Standards and Regulations

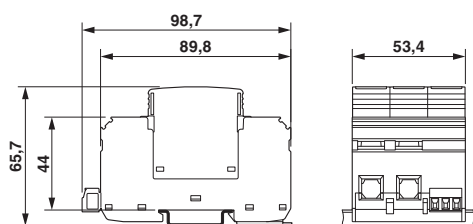
Standards/regulations	EN 50539-11 2013
-----------------------	------------------

Environmental Product Compliance

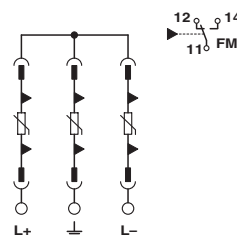
China RoHS	Environmentally Friendly Use Period = 50
	For details about hazardous substances go to tab "Downloads", Category "Manufacturer's declaration"

Drawings

Dimensional drawing



Circuit diagram



Lightning/surge arrester type 1/2 - VAL-MS-T1/T2 1000DC-PV/2+V-FM - 2801161

Approvals

Approvals

Approvals

UL Recognized / KEMA-KEUR / cUL Recognized / EAC / cULus Recognized


Ex Approvals


Approval details

UL Recognized		http://database.ul.com/cgi-bin/XYV/template/LISEXT/1FRAME/index.htm	FILE E 330181
---------------	---	---	---------------

KEMA-KEUR		http://www.dekra-certification.com	71-102960
-----------	---	---	-----------

cUL Recognized		http://database.ul.com/cgi-bin/XYV/template/LISEXT/1FRAME/index.htm	FILE E 330181
----------------	---	---	---------------

EAC			RU C- DE.A*30.B01561
-----	---	--	-------------------------

cULus Recognized			
------------------	---	--	--

Phoenix Contact 2018 © - all rights reserved
<http://www.phoenixcontact.com>

PHOENIX CONTACT GmbH & Co. KG
Flachsmarktstr. 8
32825 Blomberg
Germany
Tel. +49 5235 300
Fax +49 5235 3 41200
<http://www.phoenixcontact.com>