

## Surge protection device - PT-IQ-2X1-24DC-PT - 2801247

Please be informed that the data shown in this PDF Document is generated from our Online Catalog. Please find the complete data in the user's documentation. Our General Terms of Use for Downloads are valid (<http://phoenixcontact.com/download>)



Surge protection, consisting of protective plug and base element, with integrated multi-stage status indicator on the module for two signal wires with common reference potential.



### Key Commercial Data

Packing unit	1 pc
GTIN	
GTIN	4046356766302

### Technical data

#### Dimensions

Height	109.3 mm
Width	17.7 mm
Depth	77.5 mm (incl. DIN rail 7.5 mm)
Horizontal pitch	1 Div.

#### Ambient conditions

Ambient temperature (operation)	-40 °C ... 70 °C
Ambient temperature (storage/transport)	-40 °C ... 85 °C
Altitude	≤ 4000 m (amsl (above mean sea level))
Degree of protection	IP20

#### General

Housing material	PA 6.6
Flammability rating according to UL 94	V-0
Color	jet black RAL 9005
Mounting type	DIN rail: 35 mm
Type	DIN rail module, two-section, divisible

# Surge protection device - PT-IQ-2X1-24DC-PT - 2801247

## Technical data

### General

Direction of action	Line-Line & Line-Signal Ground/Shield & optional Signal Ground/Shield-Earth Ground
---------------------	------------------------------------------------------------------------------------

### Additional descriptions

Note	Remote signaling as well as the power supply of the DIN rail connector are established by snapping the module into place on the DIN rail connector.
------	-----------------------------------------------------------------------------------------------------------------------------------------------------

### Protective circuit

IEC test classification	C1
	C2
	C3
	D1
Nominal voltage $U_N$	24 V DC
Maximum continuous voltage $U_C$	30 V DC
	21 V AC
Rated current	1000 mA (40 °C)
Operating effective current $I_C$ at $U_C$	$\leq 1$ mA (per path)
Residual current $I_{PE}$	$\leq 1$ mA (per path)
Nominal discharge current $I_n$ (8/20) $\mu$ s (line-earth)	10 kA
Pulse discharge current $I_{imp}$ (10/350) $\mu$ s (line-earth)	2.5 kA
Total discharge current $I_{total}$ (8/20) $\mu$ s	20 kA
Voltage protection level $U_p$ (line-earth)	$\leq 75$ V (C1 - 1 kV/500 A)
	$\leq 135$ V (C2 - 10 kV / 5 kA)
	$\leq 55$ V (C3 - 25 A)
	$\leq 60$ V (C3 - 50 A)
Response time $t_A$ (line-earth)	$\leq 1$ ns
Input attenuation aE, asym.	typ. 0.3 dB ( $\leq 300$ kHz / 150 $\Omega$ )
Cut-off frequency $f_g$ (3 dB), asym. (PE) in 150 Ohm system	typ. 1.1 MHz
Capacity (line-signalground)	typ. 2 nF
Resistance in series	1.2 $\Omega$ $\pm 5$ %
Surge protection fault message	Optical, multi-stage
Max. required back-up fuse	1 A (FF)
Impulse durability (line-earth)	C1 - 1 kV/500 A
	C2 (10 kV / 5 kA)
	C2 - 10 kA
	C3 - 50 A
	D1 - 2.5 kA
Pulse reset time (line-earth)	$\leq 350$ ms

### Connection data

Connection method	Push-in connection
Stripping length	10 mm

# Surge protection device - PT-IQ-2X1-24DC-PT - 2801247

## Technical data

### Connection data

Conductor cross section flexible	0.2 mm <sup>2</sup> ... 2.5 mm <sup>2</sup>
Conductor cross section solid	0.2 mm <sup>2</sup> ... 4 mm <sup>2</sup>
Conductor cross section AWG	24 ... 12

### Connection, equipotential bonding

Connection method	DIN rail NS35
-------------------	---------------

### Remote indication contact

Switching function	via DIN rail connector
--------------------	------------------------

### Standards and Regulations

Standards/specifications	IEC 61643-21 2000 + A1:2008 + A2:2012
	EN 61643-21 2001 + A1:2009 + A2:2013
	EN 61000-6-3 2007 + A1:2011
	EN 61000-6-2 2005

### Environmental Product Compliance

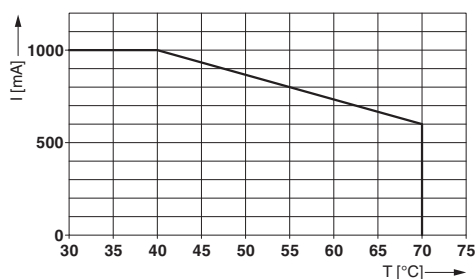
REACH SVHC	Lead 7439-92-1
------------	----------------

## Drawings

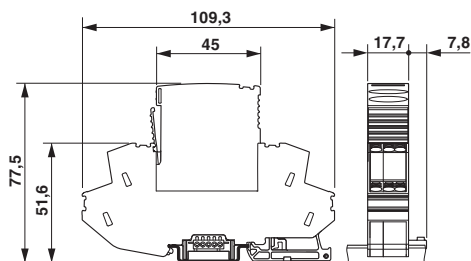
### Pictogram



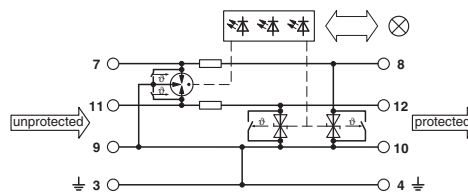
### Diagram



### Dimensional drawing



### Circuit diagram



## Approvals

### Approvals

# Surge protection device - PT-IQ-2X1-24DC-PT - 2801247

## Approvals

---

### Approvals

UL Listed / EAC / CSA / CSAus / cCSAus

---

### Ex Approvals

---

### Approval details

UL Listed		<a href="http://database.ul.com/cgi-bin/XYVV/template/LISEXT/1FRAME/index.htm">http://database.ul.com/cgi-bin/XYVV/template/LISEXT/1FRAME/index.htm</a>	FILE E 138168
EAC			RU C- DE.A*30.B01561
CSA		<a href="http://www.csagroup.org/services-industries/product-listing/">http://www.csagroup.org/services-industries/product-listing/</a>	2761632
CSAus		<a href="http://www.csagroup.org/services-industries/product-listing/">http://www.csagroup.org/services-industries/product-listing/</a>	2761632
cCSAus		<a href="http://www.csagroup.org/us/en/services/testing-and-certification/certified-product-listing">http://www.csagroup.org/us/en/services/testing-and-certification/certified-product-listing</a>	

---

Phoenix Contact 2018 © - all rights reserved  
<http://www.phoenixcontact.com>

PHOENIX CONTACT GmbH & Co. KG  
Flachsmarktstr. 8  
32825 Blomberg  
Germany  
Tel. +49 5235 300  
Fax +49 5235 3 41200  
<http://www.phoenixcontact.com>