

## Surge protection device - PT-IQ-2X2+F-48DC-PT - 2801266

Please be informed that the data shown in this PDF Document is generated from our Online Catalog. Please find the complete data in the user's documentation. Our General Terms of Use for Downloads are valid (<http://phoenixcontact.com/download>)




Surge protection, consisting of protective plug and base element, with integrated multi-stage status indicator on the module for two 2-wire floating signal circuits. Indirect grounding via gas-filled surge arrester.

### Your advantages

- ✓ Surge protection system
- ✓ Multi-level state monitoring
- ✓ Collective message about supply and remote module
- ✓ System supplied via DIN rail bus
- ✓ Up to 28 protection modules per supply module
- ✓ Maximum ease of maintenance thanks to the two-piece design
- ✓ Codable plug
- ✓ Impedance-neutral disconnection of plug for maintenance purposes
- ✓ Base element remains an integral part of the installation



### Key Commercial Data

Packing unit	1 pc
GTIN	 4 046356 764469
GTIN	4046356764469

### Technical data

#### Dimensions

Height	109.3 mm
Width	17.7 mm
Depth	77.5 mm (incl. DIN rail 7.5 mm)
Horizontal pitch	1 Div.

#### Ambient conditions

Ambient temperature (operation)	-40 °C ... 70 °C
---------------------------------	------------------

# Surge protection device - PT-IQ-2X2+F-48DC-PT - 2801266

## Technical data

### Ambient conditions

Ambient temperature (storage/transport)	-40 °C ... 85 °C
Altitude	≤ 4000 m (amsl (above mean sea level))
Degree of protection	IP20

### General

Housing material	PA 6.6
Flammability rating according to UL 94	V-0
Color	jet black RAL 9005
Mounting type	DIN rail: 35 mm
Type	DIN rail module, two-section, divisible
Direction of action	Line-Line & Line-Signal Ground/Shield & optional Signal Ground/Shield-Earth Ground

### Additional descriptions

Note	Remote signaling as well as the power supply of the DIN rail connector are established by snapping the module into place on the DIN rail connector.
------	---

### Protective circuit

IEC test classification	C1
	C2
	C3
	D1
Nominal voltage $U_N$	48 V DC
Maximum continuous voltage $U_C$	53 V DC
	37 V AC
Rated current	300 mA
Operating effective current $I_C$ at $U_C$	≤ 5 $\mu$ A (per system)
Residual current $I_{PE}$	≤ 1 $\mu$ A
Nominal discharge current $I_n$ (8/20) $\mu$ s (line-line)	10 kA
Nominal discharge current $I_n$ (8/20) $\mu$ s (line-earth)	10 kA
Nominal discharge current $I_n$ (8/20) $\mu$ s (core-signal ground)	10 kA
Pulse discharge current $I_{imp}$ (10/350) $\mu$ s (line-earth)	2.5 kA
Total discharge current $I_{total}$ (8/20) $\mu$ s	20 kA
Voltage protection level $U_p$ (line-line)	≤ 100 V (C1 - 1 kV/500 A)
	≤ 150 V (C2 - 10 kV / 5 kA)
	≤ 90 V (C3 - 25 A)
	≤ 95 V (C3 - 100 A)
Voltage protection level $U_p$ (line-earth)	≤ 900 V (C1 - 1 kV/500 A)
	≤ 1300 V (C2 - 10 kV / 5 kA)
	≤ 1000 V (C3 - 25 A)
	≤ 1300 V (C3 - 100 A)
Voltage protection level $U_p$ (line-signalground)	≤ 600 V (C1 - 1 kV/500 A)

# Surge protection device - PT-IQ-2X2+F-48DC-PT - 2801266

## Technical data

### Protective circuit

	≤ 750 V (C2 - 10 kV / 5 kA)
	≤ 700 V (C3 - 25 A)
	≤ 800 V (C3 - 100 A)
Voltage protection level $U_p$ static (line-earth)	≤ 130 V (C2 - 10 kV / 5 kA)
	≤ 60 V (C3 - 25 A)
Voltage protection level $U_p$ static (line-signalground)	≤ 60 V (C2 - 10 kV / 5 kA)
	≤ 40 V (C3 - 25 A)
	≤ 100 V (C3 - 100 A)
Response time $t_A$ (line-line)	≤ 1 ns
Response time $t_A$ (line-signalground)	≤ 100 ns
Response time $t_A$ (line-earth)	≤ 100 ns
Input attenuation aE, sym.	typ. 0.3 dB (≤ 450 kHz/150 Ω)
Cut-off frequency $f_g$ (3 dB), sym. in 150 Ohm system	typ. 1.9 MHz
Capacity (line-line)	typ. 1.5 nF
Resistance in series	1.2 Ω ±5 %
Surge protection fault message	Optical, multi-stage
Max. required back-up fuse	315 mA (FF)
Impulse durability (line-line)	C1 - 1 kV/500 A
	C2 - 10 kV/5 kA
	C2 - 10 kA
	C3 - 100 A
Impulse durability (line-earth)	C1 - 1 kV/500 A
	C2 - 10 kV/5 kA
	C2 - 10 kA
	C3 - 100 A
	D1 - 2.5 kA
Surge current carrying capability (wire-signal ground)	C1 - 1 kV/500 A
	C2 - 10 kV/5 kA
	C2 - 10 kA
	C3 - 100 A
Pulse reset time (line-line)	≤ 300 ms
Pulse reset time (line-earth)	≤ 30 ms
Pulse reset time (line-signalground)	≤ 4000 ms

### Connection data

Connection method	Push-in connection
Stripping length	10 mm
Conductor cross section flexible	0.2 mm <sup>2</sup> ... 2.5 mm <sup>2</sup>
Conductor cross section solid	0.2 mm <sup>2</sup> ... 4 mm <sup>2</sup>
Conductor cross section AWG	24 ... 12

### Connection, equipotential bonding

# Surge protection device - PT-IQ-2X2+F-48DC-PT - 2801266

## Technical data

### Connection, equipotential bonding

Connection method	DIN rail NS35
-------------------	---------------

### Standards and Regulations

Standards/specifications	IEC 61643-21 2000 + A1:2008 + A2:2012
	EN 61643-21 2001 + A1:2009 + A2:2013
	EN 61000-6-3 2007 + A1:2011
	EN 61000-6-2 2005

### Environmental Product Compliance

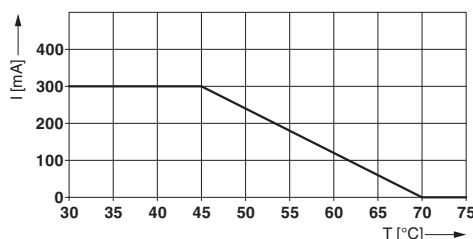
REACH SVHC	Lead 7439-92-1
------------	----------------

## Drawings

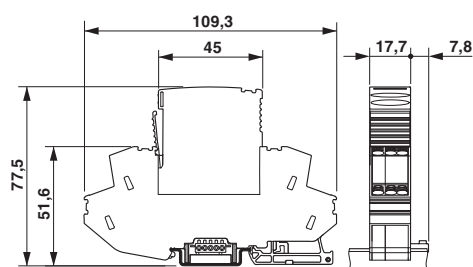
Pictogram



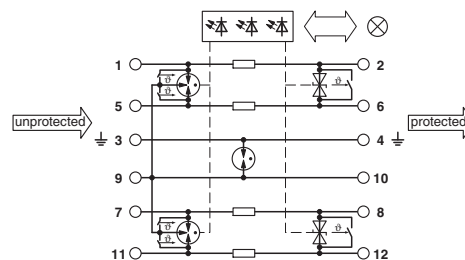
Diagram



Dimensional drawing



Circuit diagram



## Approvals

### Approvals

#### Approvals

UL Listed / EAC / CSA / CSAus / cCSAus

#### Ex Approvals

# Surge protection device - PT-IQ-2X2+F-48DC-PT - 2801266

## Approvals

### Approval details

UL Listed		<a href="http://database.ul.com/cgi-bin/XYV/template/LISEXT/1FRAME/index.htm">http://database.ul.com/cgi-bin/XYV/template/LISEXT/1FRAME/index.htm</a>	FILE E 138168
EAC			RU C- DE.A*30.B01561
CSA		<a href="http://www.csagroup.org/services-industries/product-listing/">http://www.csagroup.org/services-industries/product-listing/</a>	2761632
CSAus		<a href="http://www.csagroup.org/services-industries/product-listing/">http://www.csagroup.org/services-industries/product-listing/</a>	2761632
cCSAus		<a href="http://www.csagroup.org/us/en/services/testing-and-certification/certified-product-listing">http://www.csagroup.org/us/en/services/testing-and-certification/certified-product-listing</a>	

Phoenix Contact 2018 © - all rights reserved  
<http://www.phoenixcontact.com>

PHOENIX CONTACT GmbH & Co. KG  
Flachsmarktstr. 8  
32825 Blomberg  
Germany  
Tel. +49 5235 300  
Fax +49 5235 3 41200  
<http://www.phoenixcontact.com>