

## Supply and remote module - PT-IQ-PTB-PT - 2801296

Please be informed that the data shown in this PDF Document is generated from our Online Catalog. Please find the complete data in the user's documentation. Our General Terms of Use for Downloads are valid (<http://phoenixcontact.com/download>)



Module for power supply and multi-stage, floating remote signaling of connected surge protection modules.

### Why buy this product

- Surge protection system
- Multi-level state monitoring
- System supplied via DIN rail bus
- Up to 28 protection modules per supply module
- Maximum ease of maintenance thanks to the two-piece design
- Codable plug
- Impedance-neutral disconnection of plug for maintenance purposes
- Base element remains an integral part of the installation



### Key Commercial Data

Packing unit	1 STK
GTIN	
GTIN	4046356766760

### Technical data

#### Dimensions

Height	109.3 mm
Width	17.7 mm
Depth	77.5 mm (incl. DIN rail 7.5 mm)
Horizontal pitch	1 Div.

#### Ambient conditions

Ambient temperature (operation)	-40 °C ... 70 °C
Ambient temperature (storage/transport)	-40 °C ... 85 °C
Altitude	≤ 4000 m (amsl (above mean sea level))

# Supply and remote module - PT-IQ-PTB-PT - 2801296

## Technical data

### Ambient conditions

Degree of protection	IP20
----------------------	------

### General

Housing material	PA 6.6
Flammability rating according to UL 94	V-0
Color	jet black RAL 9005
Mounting type	DIN rail: 35 mm
Type	DIN rail module, two-section, divisible

### Additional descriptions

Note	Remote signaling as well as the power supply of the DIN rail connector are established by snapping the module into place on the DIN rail connector.
------	---

### Protective circuit

Surge protection fault message	Optical, multi-stage remote indication contact
--------------------------------	--

### Connection data

Connection method	Push-in connection
Stripping length	10 mm
Conductor cross section flexible	0.2 mm <sup>2</sup> ... 2.5 mm <sup>2</sup>
Conductor cross section solid	0.2 mm <sup>2</sup> ... 4 mm <sup>2</sup>
Conductor cross section AWG	24 ... 12

### Connection, equipotential bonding

Connection method	DIN rail NS35
-------------------	---------------

### Remote indication contact

Switching function	2x N/C contacts
Connection method	Push-in connection
Stripping length	10 mm
Conductor cross section flexible	0.2 mm <sup>2</sup> ... 2.5 mm <sup>2</sup>
Conductor cross section solid	0.2 mm <sup>2</sup> ... 4 mm <sup>2</sup>
Conductor cross section AWG	24 ... 12

### Supply status indicator / remote signaling

Operating voltage	20 V DC ... 30 V DC
Rated current	max. 130 mA (24 V DC)
	max. 160 mA (20 V DC)
Max. required back-up fuse	500 mA (T)
Number of surge protection modules that can be mounted side by side	28 (32 °C)

### Standards and Regulations

Standards/specifications	EN 61000-6-2 2005
	EN 61000-6-3 2007 + A1:2011
	EN 60950-1 2006 + A2:2013

# Supply and remote module - PT-IQ-PTB-PT - 2801296

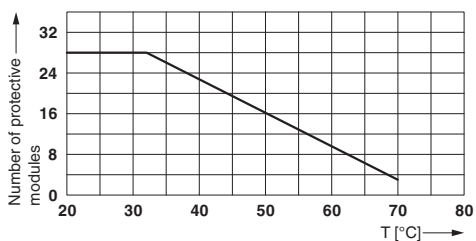
## Technical data

### Environmental Product Compliance

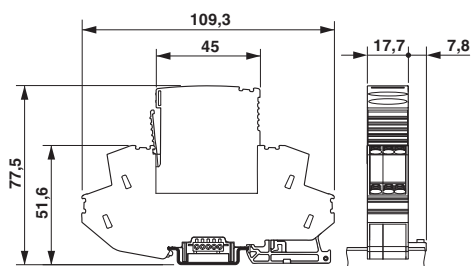
REACH SVHC	Lead 7439-92-1
------------	----------------

## Drawings

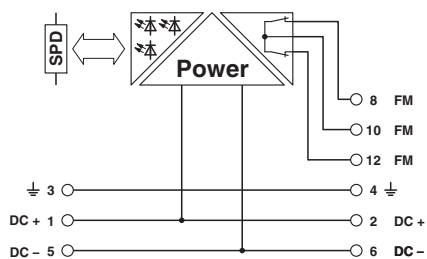
Diagram



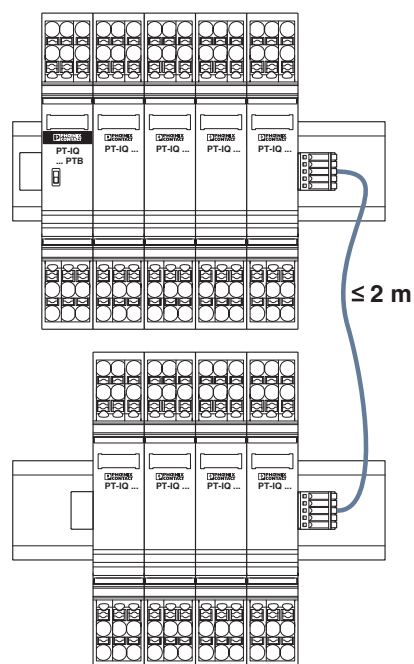
Dimensional drawing



Circuit diagram

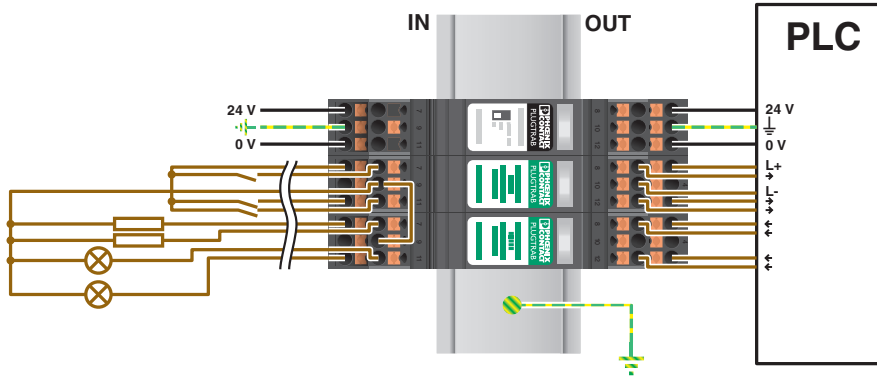


Schematic diagram

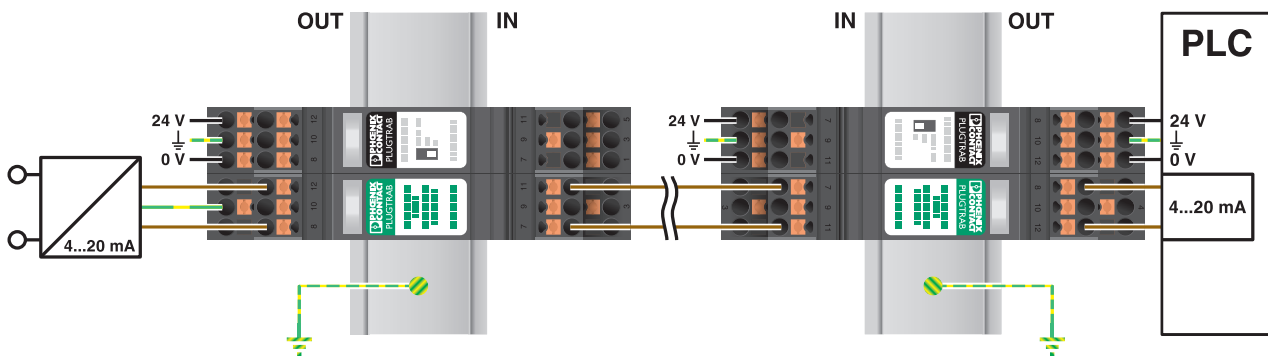


# Supply and remote module - PT-IQ-PTB-PT - 2801296

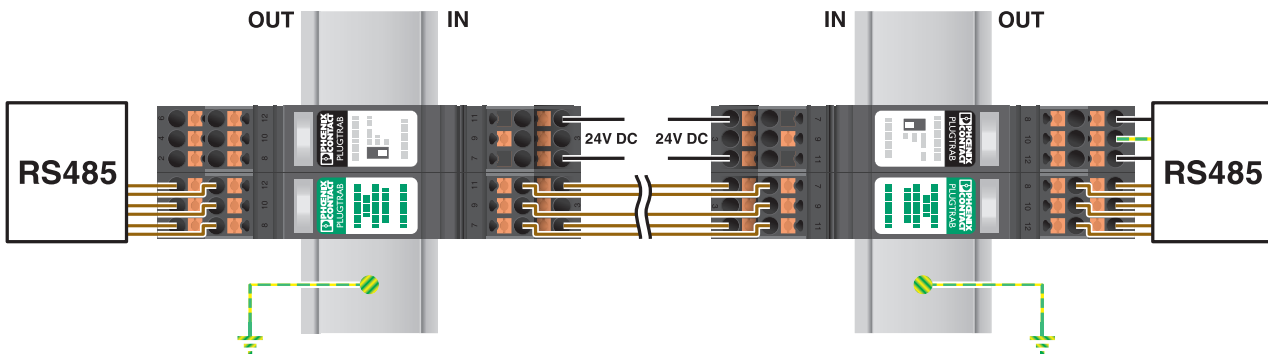
Application drawing



Application drawing



Application drawing



# Supply and remote module - PT-IQ-PTB-PT - 2801296

## Approvals

### Approvals

---

#### Approvals

EAC / EAC / CSA / CSAus / cCSAus

---

#### Ex Approvals

---

### Approval details

EAC			EAC-Zulassung
EAC			RU C- DE.A*30.B01561
CSA		<a href="http://www.csagroup.org/services-industries/product-listing/">http://www.csagroup.org/services-industries/product-listing/</a>	2761632
CSAus		<a href="http://www.csagroup.org/services-industries/product-listing/">http://www.csagroup.org/services-industries/product-listing/</a>	2761632
cCSAus		<a href="http://www.csagroup.org/us/en/services/testing-and-certification/certified-product-listing">http://www.csagroup.org/us/en/services/testing-and-certification/certified-product-listing</a>	

---

Phoenix Contact 2018 © - all rights reserved  
<http://www.phoenixcontact.com>

PHOENIX CONTACT GmbH & Co. KG  
Flachsmarktstr. 8  
32825 Blomberg  
Germany  
Tel. +49 5235 300  
Fax +49 5235 3 41200  
<http://www.phoenixcontact.com>