Extract from the online catalog

FLT 35 CTRL-1.5

Order No.: 2816894

The illustration shows version FLT 35 CTRL-0,9/I



http://eshop.phoenixcontact.de/phoenix/treeViewClick.do?UID=2816894

Type 1 / Class I / B arrester (lightning current arrester) with encapsulated arc chopping spark gap and ignition electronics, 1-channel. Protection level: 1.5 kV. Housing width: 17.5 mm (1 Div.)

Commercial data	
GTIN (EAN)	4 017918 606220
sales group	J013
Pack	1 pcs.
Customs tariff	85363030
Catalog page information	Page 19 (TT-2007)

Product notes

WEEE/RoHS-compliant since: 05/03/2006

http://www.download.phoenixcontact.com Please note that the data given here has been taken from the online catalog. For comprehensive information and data, please refer to the user documentation. The General Terms and Conditions of Use apply to Internet downloads.

Technical data

Standards

Housing material	PA
Inflammability class acc. to UL 94	V0
Color	black

Standards for air and creepage distances	IEC 60664-1
	VDE 0110-1
Degree of protection	IP20
Mounting type	DIN rail: 35 mm
Design	Rail-mountable module, one-piece
Ambient temperature (operation)	-40 °C ... 85 °C
Permissible humidity (operation)	≤ 95 %
Direction of action	1L-N/PE
Width	17.70 mm
Height	65.50 mm
Length	89.80 mm
Pitch unit	1 Div.

Protective circuit

IEC category	I
	T1
EN type	T1
Nominal voltage U_N	230 V AC
Arrester rated voltage U_C	440 V AC
Arrester rated voltage U_C (L-N)	440 V AC
Arrester rated voltage U_C (L-PEN)	440 V AC
Nominal frequency f_N	50 Hz
	60 Hz
Ground conductor current I_{PE}	≤ 0.5 mA
Operating effective current I_C at U_N	≤ 0.5 mA
Nominal discharge surge current I_n (8/20) µs	35 kA
Nominal discharge surge current I_n (8/20) µs (L-N)	35 kA
Nominal discharge surge current I_n (8/20) µs (L-PEN)	35 kA
Lightning test current (10/350) µs, charge	17.5 As
Lightning test current (10/350) µs, specific energy	305.00 kJ/Ω
Lightning test current (10/350) µs, peak value I_{imp}	35 kA
100% lightning impulse sparkover voltage (1.2/50)µs	≤ 1.5 kV
100% lightning impulse sparkover voltage (1.2/50)µs (L-N)	≤ 1.5 kV

100% lightning impulse sparkover voltage (1.2/50)µs (L-PEN)	≤ 1.5 kV
Protection level U_p	≤ 1.5 kV
Protection level U_P (L-N)	≤ 1.5 kV
Protection level U_P (L-PEN)	≤ 1.5 kV
Response time	≤ 100 ns
Response time (L-N)	≤ 100 ns
	≤ 100 ns
Max. required backup fuse with branch wiring	125 A (gL)
Short-circuit resistance I_P with max. backup fuse (effective)	25 kA
Short-circuit current self-quenching	3 kA (260 V)
	1.5 kA (440 V)
Follow current quenching capacity If (L-N)	3 kA (260 V)
Follow current quenching capacity If (L-PE)	3 kA (260 V)

Connection, protective circuit

Connection method	Screw connection
Connection type IN	Biconnect screw terminal block
Connection type OUT	Biconnect screw terminal block
Connection method	Biconnect terminal block
Screw thread	M5
Tightening torque	4.5 Nm
Stripping length	14.5 mm
Conductor cross section stranded min.	0.5 mm²
Conductor cross section stranded max.	25 mm²
Conductor cross section solid min.	0.5 mm²
Conductor cross section solid max.	35 mm²
Conductor cross section AWG/kcmil min.	20
Conductor cross section AWG/kcmil max	2

Standards

Standards/regulations	IEC 61643-1 1998-02
	E DIN VDE 0675-6 1989-11
	E DIN VDE 0675-6/A1 1996-03
	E DIN VDE 0675-6/A2 1996-10
	IEC 61312-1 1995-02

Certificates / Approvals

Certification	GOST

Accessories

Item	Designation	Description
Assembly		
3022218	CLIPFIX 35	Snap-on end bracket, for 35 mm NS 35/7.5 or NS 35/15 DIN rail, can be fitted with Zack strip ZB 8 and ZB 8/27, terminal strip marker KLM 2 and KLM, width: 9.5 mm, color: gray
Marking		
1051993	B-STIFT	Marker pen, for manual labeling of unprinted Zack strips, smear-proof and waterproof, line thickness 0.5 mm

Diagrams/Drawings

Dimensioned drawing

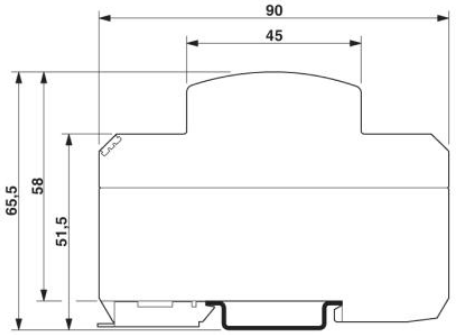

Circuit diagram

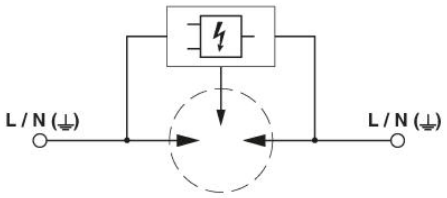

Address

PHOENIX CONTACT Inc., USA
586 Fulling Mill Road
Middletown, PA 17057,USA
Phone (800) 888-7388
Fax (717) 944-1625
http://www.phoenixcon.com

© 2011 Phoenix Contact
Technical modifications reserved;