

Relay connectors - ST-REL2-KG 24/1 - 2823625


Please be informed that the data shown in this PDF Document is generated from our Online Catalog. Please find the complete data in the user's documentation. Our General Terms of Use for Downloads are valid (<http://phoenixcontact.com/download>)



Relay connector, fitted with miniature switching relay, contacts (AgNi): Medium to large loads, 1 N/O contact, 24 V AC/DC input voltage, with light indicator, can be plugged into basic terminal blocks



Key commercial data

Packing unit	1 pc
GTIN	 4 017918 077464
Weight per Piece (excluding packing)	34.96 GRM
Custom tariff number	85364190
Country of origin	Germany

Technical data

Dimensions

Width	14.6 mm
Height	33 mm
Depth	66.5 mm

Ambient conditions

Ambient temperature (operation)	-20 °C ... 50 °C
Ambient temperature (storage/transport)	-20 °C ... 70 °C

Coil side

Nominal input voltage U_N	24 V AC/DC
Input voltage range in reference to U_N	0.8 ... 1.1
Typical input current at U_N	21 mA
Typical response time	7 ms (with DC)
Typical release time	11 ms (with DC)

Relay connectors - ST-REL2-KG 24/1 - 2823625

Technical data

Coil side

Operating voltage display	Yes
Protective circuit	Bridge rectifier, varistor

Contact side

Contact type	Single contact, 1 N/O contact
Contact material	AgNi
Maximum switching voltage	250 V AC/DC
Maximum inrush current	8 A
Limiting continuous current	6 A
Interrupting rating (ohmic load) max.	95 W (at 24 V DC)
	50 W (at 48 V DC)
	45 W (at 60 V DC)
	45 W (at 110 V DC)
	75 W (at 220 V DC)
	1500 VA (for 250 V AC)

General

Test voltage relay winding/relay contact	2.5 kV AC (50 Hz, 1 min.)
Operating mode	100% operating factor
Mechanical service life	Approx. 2×10^7 cycles
Standards/regulations	DIN VDE 0110b, Gr. C for 250 V DC
	IEC 60255/DIN VDE 0435 (in relevant parts)
	DIN EN 50178/DIN VDE 0160 (in relevant parts)
	EN 60730/DIN VDE 0631
	DIN VDE 0160 (in relevant parts)

Classifications

eCl@ss

eCl@ss 4.0	27371104
eCl@ss 4.1	27371104
eCl@ss 5.0	27371001
eCl@ss 5.1	27371001
eCl@ss 6.0	27371001
eCl@ss 7.0	27371001
eCl@ss 8.0	27371001

Relay connectors - ST-REL2-KG 24/1 - 2823625

Classifications

ETIM

ETIM 2.0	EC000196
ETIM 3.0	EC000196
ETIM 4.0	EC000196
ETIM 5.0	EC000196

UNSPSC

UNSPSC 6.01	30211916
UNSPSC 7.0901	39121515
UNSPSC 11	39121515
UNSPSC 12.01	39121515
UNSPSC 13.2	39121515

Approvals

Approvals



Approvals

GOST / GOST

Ex Approvals

Approvals submitted

Approval details



Accessories

Required add-on products

Relay connectors - ST-REL2-KG 24/1 - 2823625

Accessories

Basic terminal block - URELG 2-PMTK - 2820835



Basic termination blocks with test connection on both sides and knife disconnection for NS 32 and NS 35/7.5 DIN rail, with end cover, for ST-REL..., ST-OV... and ST-OE... plugs, 2-pos.

Basic terminal block - UDK-RELG 2 - 2777030



Basic termination blocks with test connection on both sides and double connections with the same potential for NS 32 and NS 35/7.5 DIN rail, with end cover, for ST-REL..., ST-OV... and ST-OE... plugs, 2-pos.

Basic terminal block - URELG 2 - 2820262



Basic termination blocks with screw connection for NS 32 and NS 35/7.5 DIN rail, with end cover, for ST-REL..., ST-OV... and ST-OE... plugs, 2-pos.

Basic terminal block - ZFK-RELG 2 - 2829904



Basic termination blocks with spring-cage connection for NS 35/7.5 DIN rail, with end cover, for ST-REL..., ST-OV... and ST-OE... plugs, 2-pos.

Drawings

Relay connectors - ST-REL2-KG 24/1 - 2823625

Circuit diagram

