


REL-IR/LDP- 24DC/2X21

Order No.: 2834025



<http://eshop.phoenixcontact.de/phoenix/treeViewClick.do?UID=2834025>

Pluggable industrial relays with power contacts, 2 PDT, test button, status LED, free-wheeling diode, mechanical switch position indicator, polarity **A1+**, **A2-**, input voltage 24 V DC

Commercial data	
GTIN (EAN)	4  017918 941628
sales group	G082
Pack	10 pcs.
Customs tariff	85364900
Catalog page information	Page 66 (IF-2011)

Product notes

WEEE/RoHS-compliant since:
03/31/2006



<http://www.download.phoenixcontact.com>
Please note that the data given here has been taken from the online catalog. For comprehensive information and data, please refer to the user documentation. The General Terms and Conditions of Use apply to Internet downloads.

Technical data	
Coil side	
Nominal input voltage U_N	24 V DC
Nominal input current at U_{IN}	38 mA
Typical response time	13 ms
Typical release time	5 ms

Coil resistance	636 Ω +/-15% (at 20°C)
Contact side	
Contact type	Single contact, 2-PDT
Contact material	Ag
Maximum switching voltage	250 V AC/DC
Minimum switching voltage	5 V
Maximum inrush current	20 A (15 ms)
Min. switching current	1 mA
Limiting continuous current	10 A
Interrupting rating (ohmic load) max.	2500 VA (for 250 V AC)
General data	
Width	21.5 mm
Height	28 mm
Depth	36 mm
Test voltage relay winding/relay contact	2 kV AC (50 Hz, 1 min.)
Test voltage relay contact/relay contact	2 kV AC (50 Hz, 1 min.)
Ambient temperature (operation)	-55 °C ... 70 °C
Ambient temperature (storage/transport)	-55 °C ... 70 °C
Operating mode	100% operating factor
Mechanical service life	5 x 10 ⁷ cycles
Standards/regulations	DIN EN 61810-1 VDE 0435-201 EN 50178 IEC 62103
Pollution degree	2
Surge voltage category	II
Mounting position	Any
Assembly instructions	On relay base PR2
Connection data	
Connection method	Plug / solder connection

Certificates / Approvals

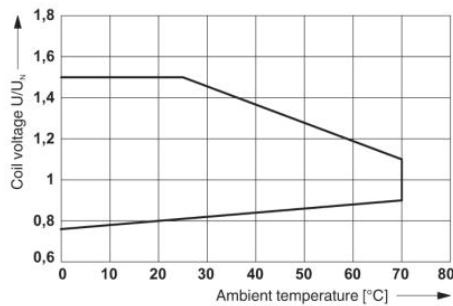


Certification

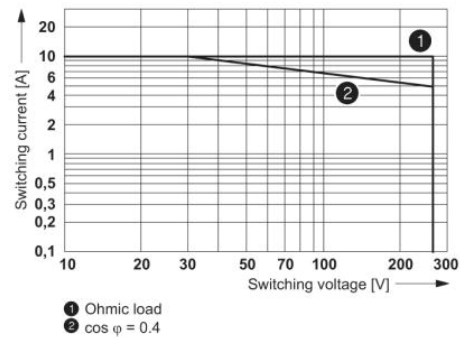
CUL Listed, UL Listed, VDE-PZI

Diagrams/Drawings

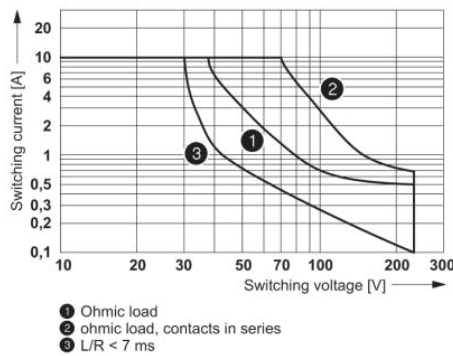
Diagram



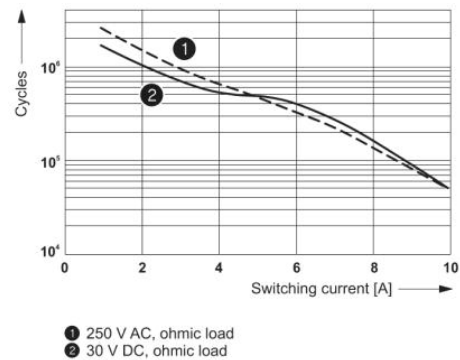
Operating voltage range



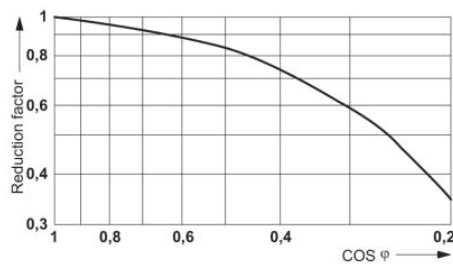
AC interrupting rating



DC interrupting rating

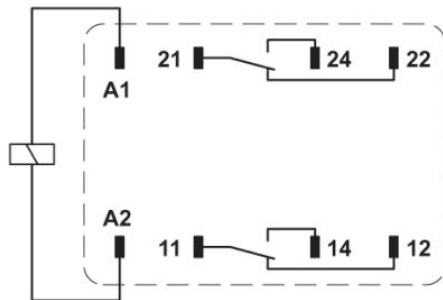


Electrical service life



Service life reduction factor

Circuit diagram



Shown without LED and damping diode.
Contacts 21, 22, 24 are led onto relay socket connections 41, 42, 44.

Address

PHOENIX CONTACT Inc., USA
586 Fulling Mill Road
Middletown, PA 17057, USA
Phone (800) 888-7388
Fax (717) 944-1625
<http://www.phoenixcon.com>



© 2011 Phoenix Contact
Technical modifications reserved;