

PR1-RSC3-LDP-24DC/21

Order No.: 2834326



<http://eshop.phoenixcontact.de/phoenix/treeViewClick.do?UID=2834326>

Preassembled relay modules with screw connection, consisting of: Relay socket, power contact relay, pluggable display or interference suppression module and retaining bracket. Input voltage: 24 V DC, 1 PDT, 12 A



Commercial data	
GTIN (EAN)	4046356044219
sales group	G300
Pack	5 pcs.
Customs tariff	85364900
Weight/Piece	0.066 KG
Catalog page information	Page 68 (IF-2009)

Product notes

WEEE/RoHS-compliant since: 10/24/2006



<http://www.download.phoenixcontact.com>
Please note that the data given here has been taken from the online catalog. For comprehensive information and data, please refer to the user documentation. The General Terms and Conditions of Use apply to Internet downloads.

Technical data

Coil side

Nominal input voltage U_N	24 V DC
Nominal input current at U_{IN}	19 mA
Typical response time	8 ms

Typical release time	10 ms
Operating voltage display	Yellow LED
Protective circuit/component	Damping diode

Contact side

Contact type	Single contact, 1-PDT
Contact material	AgNi
Maximum switching voltage	250 V AC/DC
Minimum switching voltage	12 V (at 10 mA)
Maximum inrush current	30 A (300 ms)
Min. switching current	100 mA
Limiting continuous current	12 A
Interrupting rating (ohmic load) max.	3000 VA (for 250 V AC)

General data

Width	16 mm
Height	71 mm
Depth	78.5 mm
Test voltage relay winding/relay contact	4 kV (50 Hz, 1 min)
Ambient temperature (operation)	-25 °C ... 60 °C
Ambient temperature (storage/transport)	-25 °C ... 85 °C
Operating mode	100% operating factor
Service life mechanical	3 x 10 ⁷ cycles
Standards/regulations	IEC 60664
	EN 50178
	IEC 62103
Pollution degree	3
Surge voltage category	III
Mounting position	Any
Assembly instructions	In rows with zero spacing

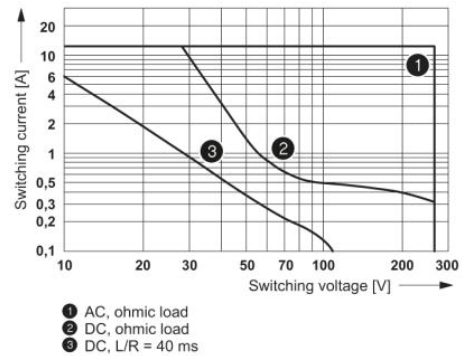
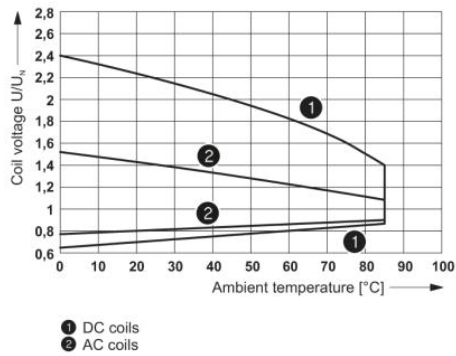
Connection data

Type of connection	Screw connection
Conductor cross section solid min.	0.14 mm ²
Conductor cross section solid max.	2.5 mm ²
Conductor cross section stranded min.	0.14 mm ²
Conductor cross section stranded max.	2.5 mm ²

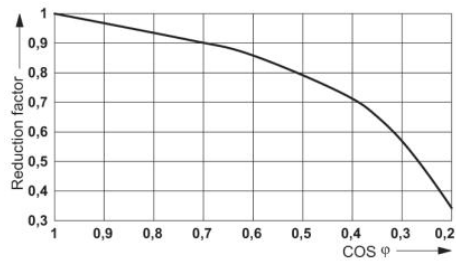
Conductor cross section AWG/kcmil min.	26
Conductor cross section AWG/kcmil max	14
Stripping length	8 mm
Screw thread	M3

Diagrams/Drawings

Diagram

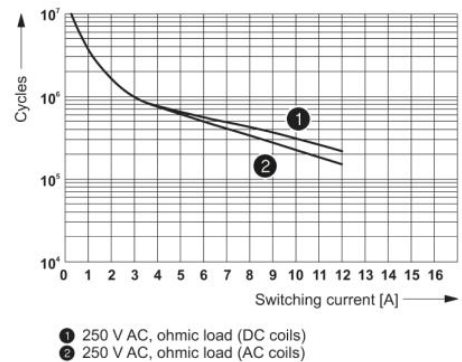


Operating voltage range of the relay



Service life reduction factor with various cos phi

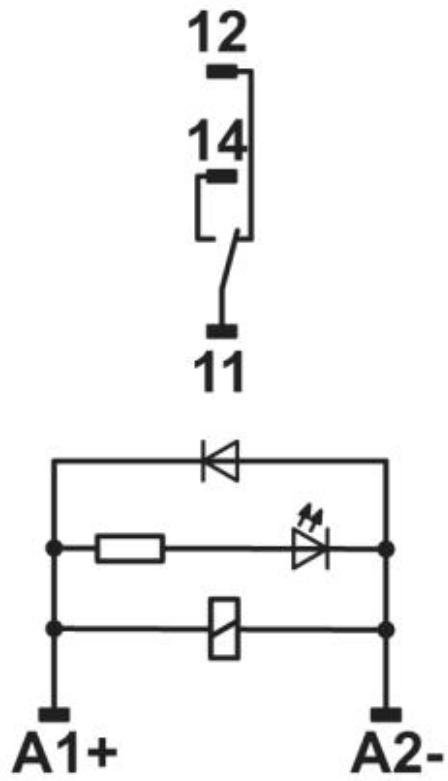
Interrupting rating



Electrical service life

Circuit diagram

DC coils



Address

PHOENIX CONTACT Inc., USA
586 Fulling Mill Road
Middletown, PA 17057, USA
Phone (800) 888-7388
Fax (717) 944-1625
<http://www.phoenixcon.com>



© 2010 Phoenix Contact
Technical modifications reserved;