

PR1-RSP3-LV-120AC/2X21AU

Order No.: 2834627



<http://eshop.phoenixcontact.de/phoenix/treeViewClick.do?UID=2834627>

Preassembled relay modules with spring-cage connection, consisting of: Relay socket, multi-layer contact relay, pluggable display or interference suppression module and retaining bracket. Input voltage: 120 V AC, two PDTs, 8 A

Commercial data	
GTIN (EAN)	4046356044516
Note	Made-to-order
sales group	G310
Pack	5 pcs.
Customs tariff	85364900
Weight/Piece	0.0656 KG
Catalog page information	Page 71 (IF-2009)

Product notes

WEEE/RoHS-compliant since:
07/24/2008



<http://www.download.phoenixcontact.com>
Please note that the data given here has been taken from the online catalog. For comprehensive information and data, please refer to the user documentation. The General Terms and Conditions of Use apply to Internet downloads.

Technical data

Coil side	
Nominal input voltage U_N	120 V AC
Nominal input current at U_{IN}	9 mA (at 50 Hz)
	7 mA (At 60 Hz)

Typical response time	3 ms ... 12 ms
Typical release time range	1.5 ms ... 16 ms
Operating voltage display	Yellow LED
Protective circuit/component	Varistor

Contact side

Contact type	Single contact, 2-PDT
Contact material	AgNi, hard gold-plated
Maximum switching voltage	30 V AC 36 V DC
Minimum switching voltage	100 mV (at 10 mA)
Maximum inrush current	50 mA
Min. switching current	1 mA (at 24 V)
Limiting continuous current	50 mA
Note	the following values are applicable if a gold layer is destroyed
Maximum switching voltage	250 V AC/DC
Minimum switching voltage	5 V
Limiting continuous current	8 A
Maximum inrush current	15 A (300 ms)
Min. switching current	10 mA
Interrupting rating (ohmic load) max.	2000 VA (for 250 V AC)

General data

Width	16 mm
Height	72 mm
Depth	97 mm
Test voltage relay winding/relay contact	4 kV (50 Hz, 1 min)
Test voltage relay contact/relay contact	2.5 kV (50 Hz, 1 min)
Ambient temperature (operation)	-25 °C ... 60 °C
Ambient temperature (storage/transport)	-25 °C ... 85 °C
Operating mode	100% operating factor
Service life mechanical	3 x 10 ⁷ cycles
Standards/regulations	IEC 60664 EN 50178 IEC 62103
Pollution degree	3

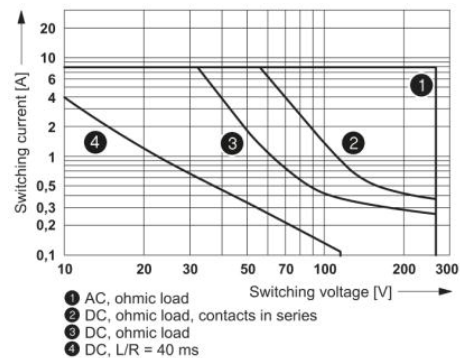
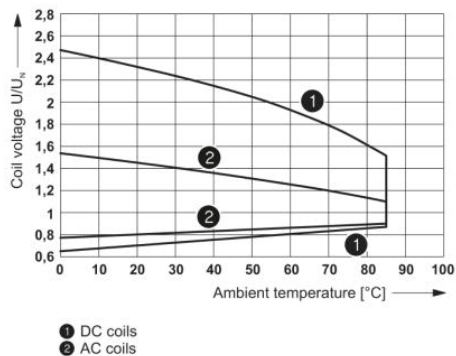
Surge voltage category	III
Mounting position	Any
Assembly instructions	In rows with zero spacing

Connection data

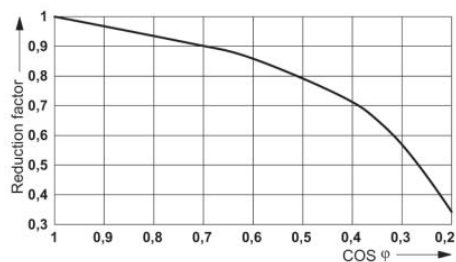
Type of connection	Spring-cage connection
Conductor cross section solid min.	0.2 mm ²
Conductor cross section solid max.	1.5 mm ²
Conductor cross section stranded min.	0.2 mm ²
Conductor cross section stranded max.	1.5 mm ²
Conductor cross section AWG/kcmil min.	24
Conductor cross section AWG/kcmil max	16
Stripping length	10 mm

Diagrams/Drawings

Diagram

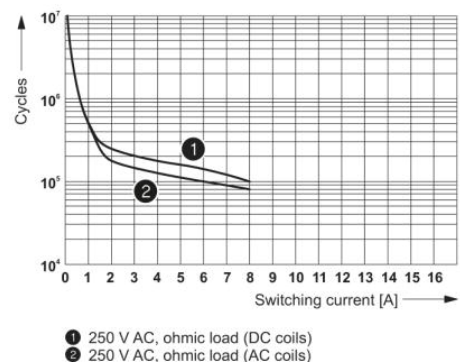


Operating voltage range of the relay



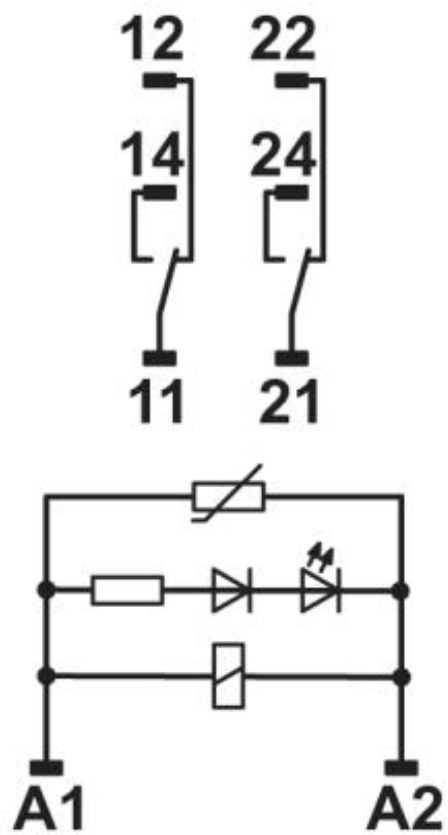
Service life reduction factor with various cos phi

Interrupting rating



Electrical service life

Circuit diagram



Address

PHOENIX CONTACT Inc., USA
586 Fulling Mill Road
Middletown, PA 17057, USA
Phone (800) 888-7388
Fax (717) 944-1625
<http://www.phoenixcon.com>



© 2010 Phoenix Contact
Technical modifications reserved;