

# Relay Module - PR2-RSC3-LV- 24AC/4X21AU - 2834737

Please be informed that the data shown in this PDF Document is generated from our Online Catalog. Please find the complete data in the user's documentation. Our General Terms of Use for Downloads are valid (<http://phoenixcontact.com/download>)



Preassembled relay modules with screw connection, consisting of: relay base, industrial relay with integrated LED and engage/disengage manual actuate lever, varistor module, and retaining bracket. Input voltage: 24 V AC, four PDTs with gold-plated contacts, 5 A


The figure shows the 24 V DC version

## Your advantages

- ✓ With DC types, freewheeling diode is integrated in relay
- ✓ Relay with detectable manual operation and status LED
- ✓ Logical contact arrangement thanks to 1/3-level relay base
- ✓ 4 PDT types with multi-layer gold contacts
- ✓ Mechanical switch position indicator



## Key Commercial Data

Packing unit	5 pc
GTIN	 4 017918 996291
GTIN	4017918996291

## Technical data

### Note

Utilization restriction	EMC: class A product, see manufacturer's declaration in the download area
-------------------------	---

### Dimensions

Width	27 mm
Height	78.5 mm
Depth	86 mm

### Ambient conditions

Ambient temperature (operation)	-25 °C ... 60 °C
Ambient temperature (storage/transport)	-25 °C ... 70 °C

# Relay Module - PR2-RSC3-LV- 24AC/4X21AU - 2834737

## Technical data

### Coil side

Nominal input voltage $U_N$	24 V AC
Typical input current at $U_N$	54 mA (at 50 Hz)
	46 mA (At 60 Hz)
Typical response time	4 ms ... 10 ms
Typical release time range	3 ms ... 12 ms
Protective circuit	Varistor
Operating voltage display	LED red
Power dissipation for nominal condition	1.3 W

### Contact side

Contact type	4 PDTs
Type of switch contact	Single contact
Contact material	AgNi, hard gold-plated
Maximum switching voltage	250 V AC/DC
Minimum switching voltage	1 V
Min. switching current	1 mA
Maximum inrush current	12 A (15 ms)
Limiting continuous current	5 A
Interrupting rating (ohmic load) max.	120 W (at 24 V DC)
	100 W (at 48 V DC)
	78 W (at 60 V DC)
	55 W (at 110 V DC)
	80 W (at 220 V DC)
	1250 VA (for 250 V AC)

### General

Test voltage relay winding/relay contact	2 kV (50 Hz, 1 min.)
Test voltage relay contact/relay contact	2 kV (50 Hz, 1 min.)
Operating mode	100% operating factor
Mechanical service life	$5 \times 10^7$ cycles
Service life, electrical	see diagram
Mounting position	any
Assembly instructions	In rows with zero spacing

### Connection data input side

Connection name	Coil side
Connection method	Screw connection
Stripping length	7 mm
Conductor cross section solid	0.14 mm <sup>2</sup> ... 2.5 mm <sup>2</sup>
Conductor cross section flexible	0.14 mm <sup>2</sup> ... 2.5 mm <sup>2</sup>
Conductor cross section AWG	26 ... 14

### Connection data output side

## Relay Module - PR2-RSC3-LV- 24AC/4X21AU - 2834737

### Technical data

#### Connection data output side

Connection name	Contact side
Connection method	Screw connection
Stripping length	7 mm
Conductor cross section solid	0.14 mm <sup>2</sup> ... 2.5 mm <sup>2</sup>
Conductor cross section flexible	0.14 mm <sup>2</sup> ... 2.5 mm <sup>2</sup>
Conductor cross section AWG	26 ... 14

#### Standards and Regulations

Standards/regulations	IEC 60664
	EN 50178
Pollution degree	2
Overvoltage category	II

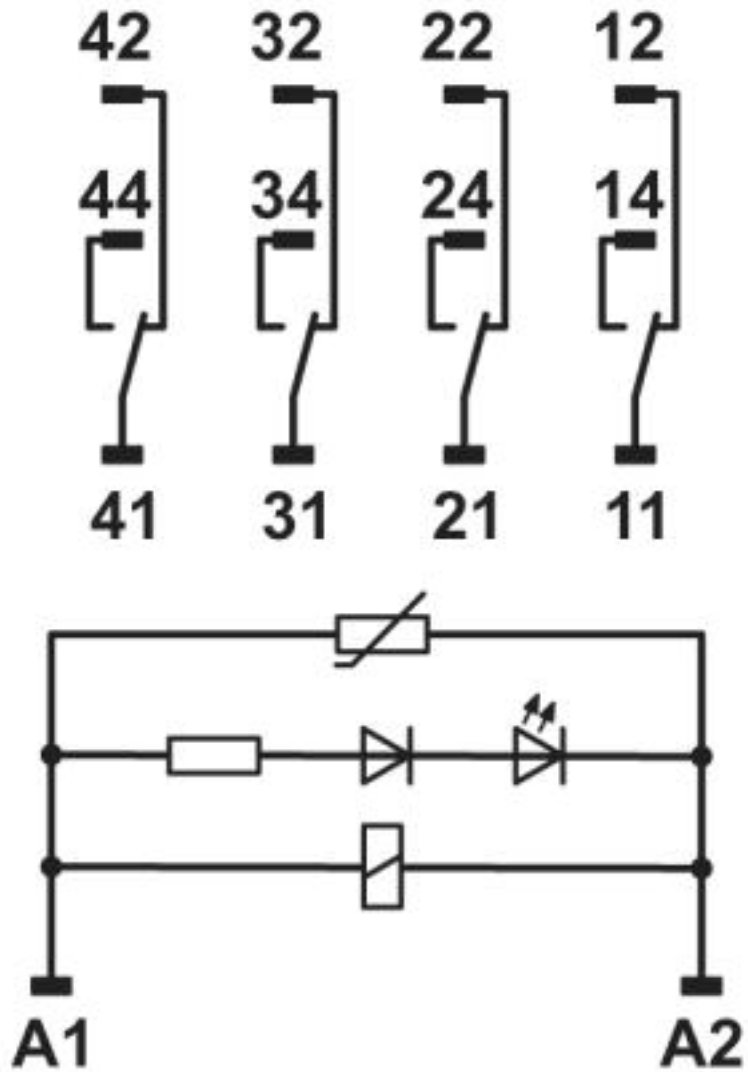
#### Environmental Product Compliance

China RoHS	Environmentally Friendly Use Period = 50 years
	For details about hazardous substances go to tab "Downloads", Category "Manufacturer's declaration"

### Drawings

# Relay Module - PR2-RSC3-LV- 24AC/4X21AU - 2834737

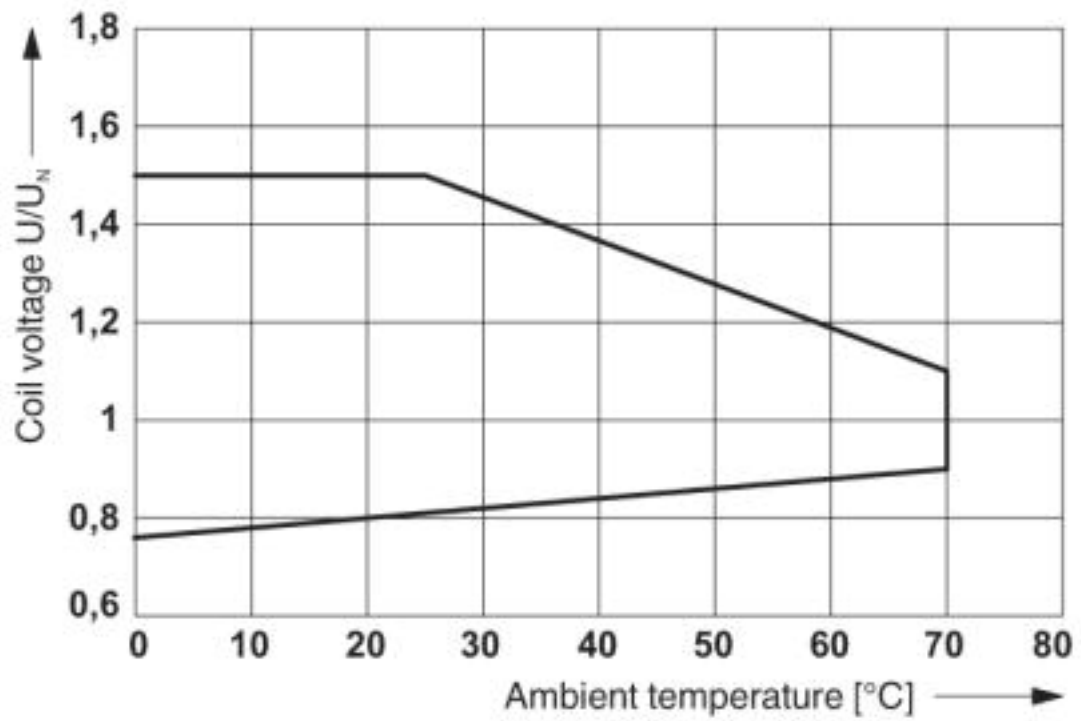
Circuit diagram



AC coils

# Relay Module - PR2-RSC3-LV- 24AC/4X21AU - 2834737

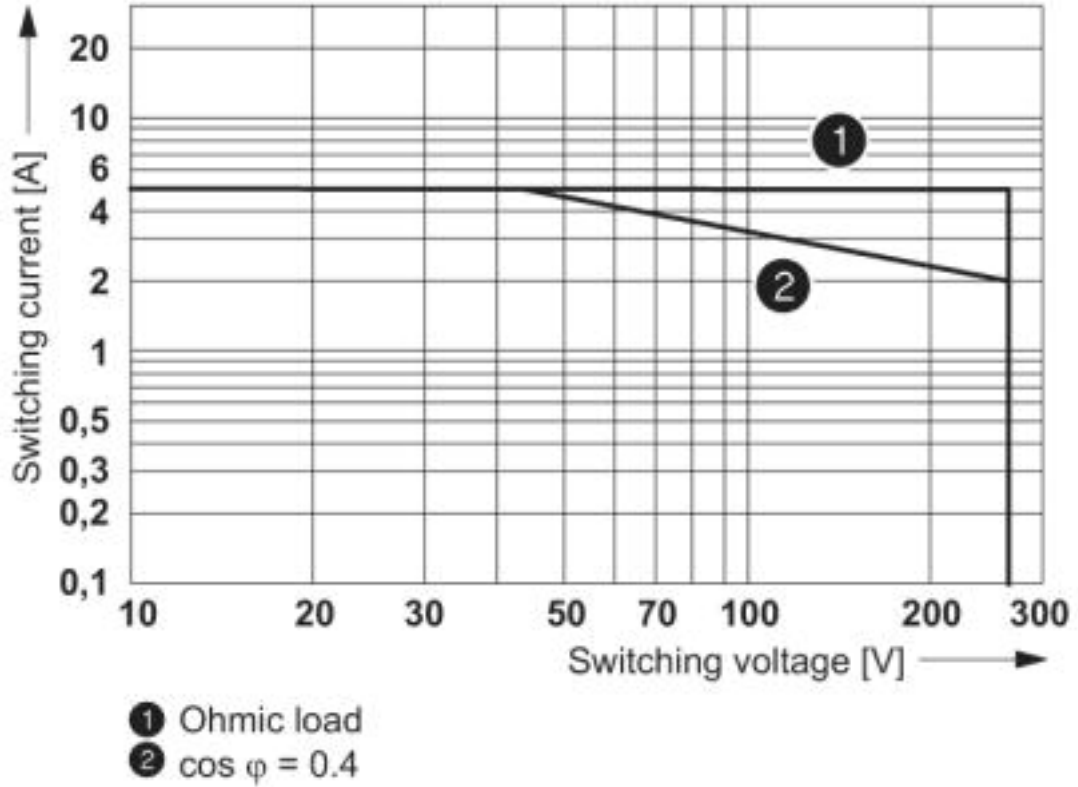
Diagram



Operating voltage range of relay  $T_u=T_{coil}$

# Relay Module - PR2-RSC3-LV- 24AC/4X21AU - 2834737

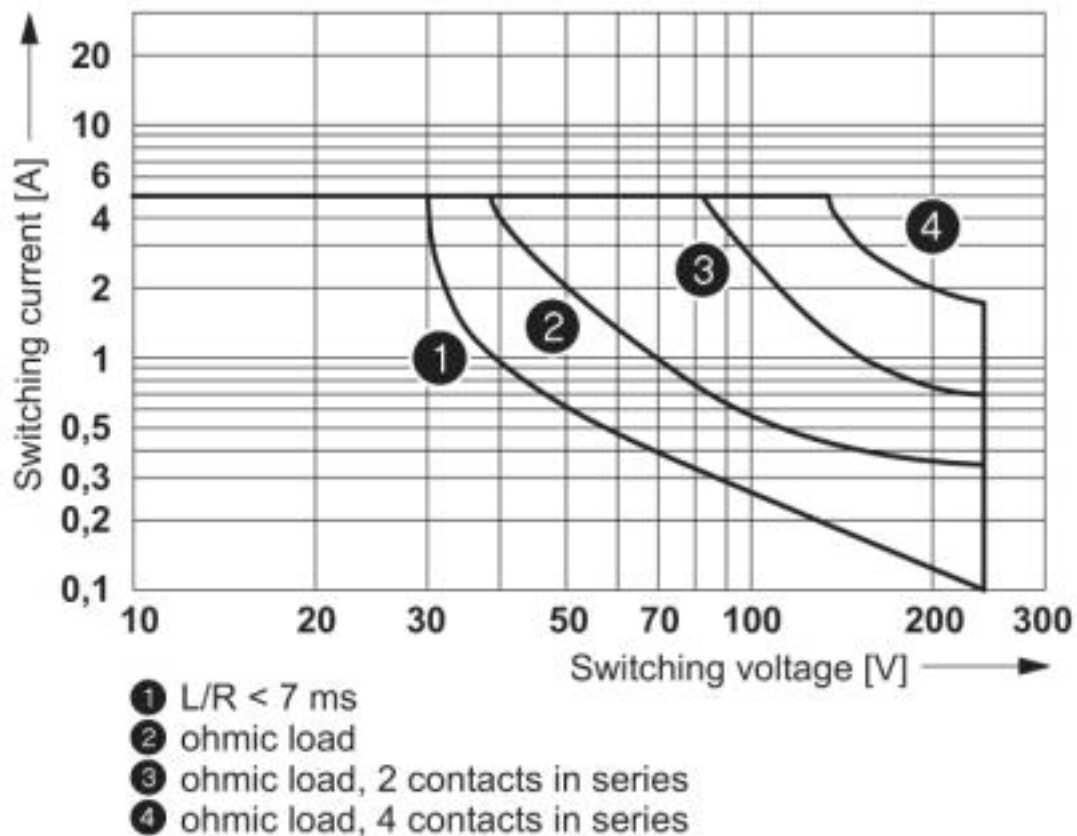
Diagram



AC interrupting rating

# Relay Module - PR2-RSC3-LV- 24AC/4X21AU - 2834737

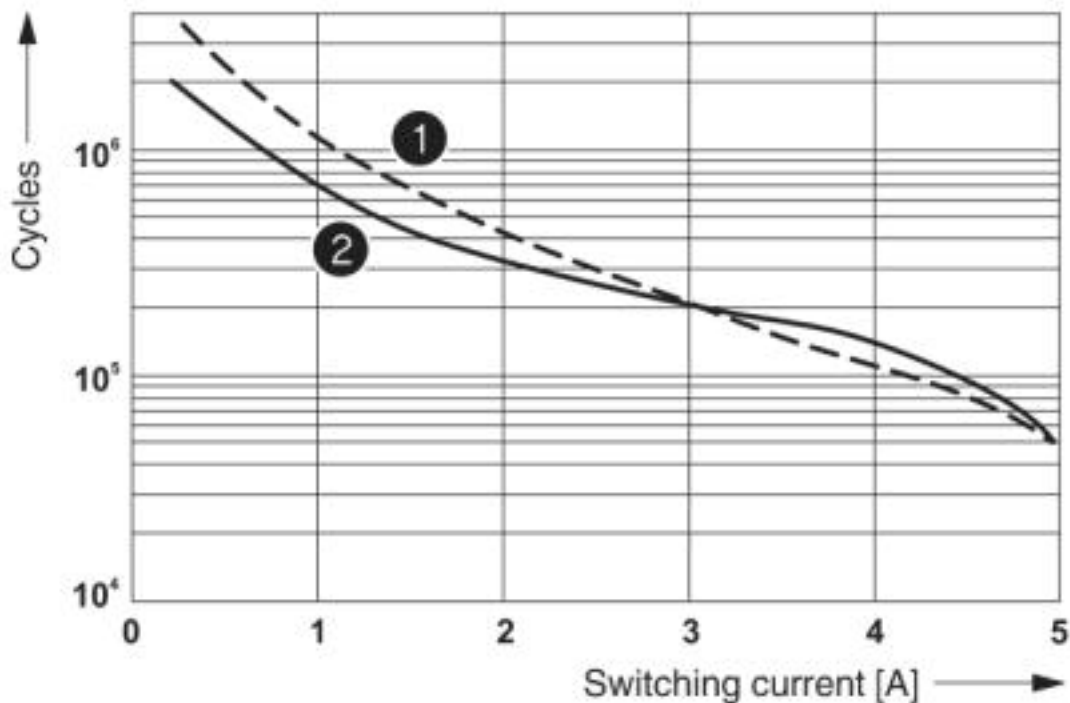
Diagram



DC interrupting rating

# Relay Module - PR2-RSC3-LV- 24AC/4X21AU - 2834737

Diagram



- ① 250 V AC, ohmic load
- ② 30 V DC, ohmic load

Electrical service life

## Articles in set

Relay base - PR2-BSC3/4X21 - 2833576



Relay base PR2-B, for industrial relay REL-IR with 2 or 4 PDT, 1/3-level version, screw connections, connection facility for input/interference suppression modules, for mounting on NS 35/7.5

Single relay - REL-IR/L- 24AC/4X21AU - 2834122



Plug-in industrial relay with power contacts and additional hard gold plating, 4 PDTs, test button, status LED, mechanical switch setting display, coil voltage: 24 V AC

# Relay Module - PR2-RSC3-LV- 24AC/4X21AU - 2834737

## Articles in set

Plug-in module - V- 12- 24UC - 2833864



Plug-in module, for mounting on PR1 and PR2, with varistor, input voltage : 12 ... 24 V AC/DC ±20 %

Retaining bracket - EL2-P35 - 2833592



Relay retaining bracket, with eject function and integrated equipment marking area (8 x 25 mm), to suit relay base PR2, for 35 mm high industrial relay

Marker labels - MP 2 - 2833644



Equipment marker, labeling surface 9 x 25 mm

## Classifications

### eCl@ss

eCl@ss 4.0	27371100
eCl@ss 4.1	27371100
eCl@ss 5.0	27371600
eCl@ss 5.1	27371600
eCl@ss 6.0	27371600
eCl@ss 7.0	27371601
eCl@ss 8.0	27371601
eCl@ss 9.0	27371601

### ETIM

ETIM 2.0	EC001437
ETIM 3.0	EC001437
ETIM 4.0	EC001437
ETIM 5.0	EC001437
ETIM 6.0	EC001437
ETIM 7.0	EC001437

# Relay Module - PR2-RSC3-LV- 24AC/4X21AU - 2834737

## Classifications

### UNSPSC

UNSPSC 6.01	30211916
UNSPSC 7.0901	39121515
UNSPSC 11	39121515
UNSPSC 12.01	39121515
UNSPSC 13.2	39122334
UNSPSC 18.0	39122334
UNSPSC 19.0	39122334
UNSPSC 20.0	39122334
UNSPSC 21.0	39122334

## Approvals

### Approvals

---

Approvals

EAC / EAC

---

Ex Approvals

---

### Approval details

EAC		TR_TS_D_00573_c
-----	---	-----------------

EAC		RU*C- DE.*08.B.00010
-----	---	-------------------------

Phoenix Contact 2020 © - all rights reserved  
<http://www.phoenixcontact.com>

PHOENIX CONTACT GmbH & Co. KG  
Flachsmarktstr. 8  
32825 Blomberg  
Germany  
Tel. +49 5235 300  
Fax +49 5235 3 41200  
<http://www.phoenixcontact.com>