

Surge protection plug - PT 2-TELE-ST - 2838733


Please be informed that the data shown in this PDF Document is generated from our Online Catalog. Please find the complete data in the user's documentation. Our General Terms of Use for Downloads are valid (<http://phoenixcontact.com/download>)



Surge protection plug for base element, for protecting a double conductor of analog telecommunication interfaces.



Key Commercial Data

Packing unit	10 pc
GTIN	 4 046356 044677
GTIN	4046356044677

Technical data

Dimensions

Height	45 mm
Width	17.7 mm
Depth	52 mm
Horizontal pitch	1 Div.
Complete module height	90 mm
Complete module width	17.7 mm
Complete module depth	65.5 mm

Ambient conditions

Ambient temperature (operation)	-40 °C ... 85 °C
Ambient temperature (storage/transport)	-40 °C ... 85 °C
Degree of protection	IP20

General

Housing material	PA 6.6
Flammability rating according to UL 94	V-0
Color	jet black RAL 9005
Mounting type	on base element

Surge protection plug - PT 2-TELE-ST - 2838733

Technical data

General

Type	Male
Number of positions	2
Direction of action	Line-Line & Line-Earth Ground

Protective circuit

IEC test classification	B2
	C1
	C2
	C3
	D1
Nominal voltage U_N	185 V DC
	130 V AC
Maximum continuous voltage U_C	185 V DC
	130 V AC
Rated current	450 mA AC (45 °C)
	130 mA DC (45 °C)
Operating effective current I_C at U_C	$\leq 10 \mu A$
Residual current I_{PE}	$\leq 10 \mu A$
Nominal discharge current I_n (8/20) μs (line-line)	10 kA
Nominal discharge current I_n (8/20) μs (line-earth)	10 kA
Pulse discharge current I_{imp} (10/350) μs (line-line)	1 kA
Pulse discharge current I_{imp} (10/350) μs (line-earth)	1 kA
Total discharge current I_{total} (8/20) μs	18 kA
Max. discharge current I_{max} (8/20) μs maximum (line-earth)	18 kA
Nominal pulse current I_{an} (10/700) μs (line-line)	100 A
Nominal pulse current I_{an} (10/700) μs (line-earth)	100 A
Output voltage limitation at 1 kV/ μs (line-line) spike	$\leq 300 V$
Output voltage limitation at 1 kV/ μs (line-earth) spike	$\leq 300 V$
Output voltage limitation at 1 kV/ μs (line-line) static	$\leq 300 V$
Output voltage limitation at 1 kV/ μs (line-earth) static	$\leq 300 V$
Residual voltage at I_n (line-line)	$\leq 160 V$ (C2 - 10 kV / 5 kA)
Residual voltage at I_n (line-earth)	$\leq 200 V$ (C2 - 10 kV / 5 kA)
Voltage protection level U_p (line-line)	$\leq 250 V$ (B2 - 1 kV / 25 A)
	$\leq 300 V$ (B2 - 4 kV / 100 A)
	$\leq 270 V$ (C1 - 1 kV/500 A)
	$\leq 300 V$ (C2 - 2 kV/1 kA)
	$\leq 320 V$ (C2 - 4 kV / 2 kA)
	$\leq 330 V$ (C2 - 10 kV / 5 kA)
Voltage protection level U_p (line-earth)	$\leq 250 V$ (B2 - 1 kV / 25 A)
	$\leq 300 V$ (B2 - 4 kV / 100 A)

Surge protection plug - PT 2-TELE-ST - 2838733

Technical data

Protective circuit

	≤ 270 V (C1 - 1 kV/500 A)
	≤ 300 V (C2 - 2 kV/1 kA)
	≤ 320 V (C2 - 4 kV / 2 kA)
	≤ 330 V (C2 - 10 kV / 5 kA)
Response time t_A (line-line)	≤ 500 ns
Response time t_A (line-earth)	≤ 500 ns
Input attenuation aE, sym.	typ. 0.4 dB (≤ 5 MHz / 100 Ω)
Cut-off frequency f_g (3 dB), sym. in 100 Ohm system	typ. 20 MHz
Capacity (line-line)	typ. 30 pF (f=1 MHz / $V_R=0$ V)
Capacity (line-earth)	typ. 30 pF (f=1 MHz / $V_R=0$ V)
Surge protection fault message	none
Impulse durability (line-line)	B2 - 4 kV / 100 A
	C1 - 1 kV / 500 A
	C2 - 10 kV / 5 kA
	C3 - 25 A
	D1 - 1 kA
Impulse durability (line-earth)	B2 - 4 kV / 100 A
	C1 - 1 kV / 500 A
	C2 - 10 kV / 5 kA
	C3 - 25 A
	D1 - 1 kA

Connection data

Connection method	pluggable
-------------------	-----------

Standards and Regulations

Standards/specifications	IEC 61643-21 2000
	EN 61643-21 2002

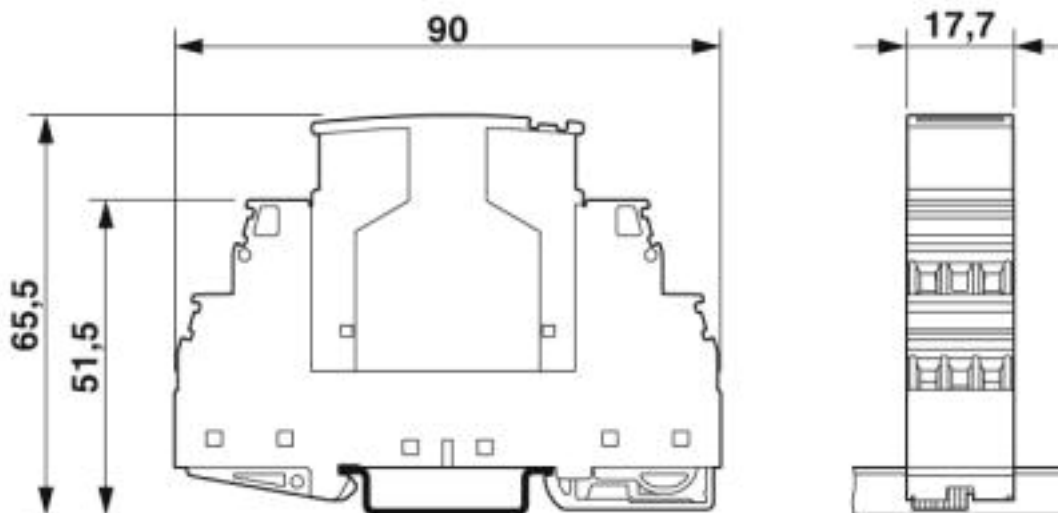
Environmental Product Compliance

REACH SVHC	Lead 7439-92-1
China RoHS	Environmentally friendly use period: unlimited = EFUP-e
	No hazardous substances above threshold values

Drawings

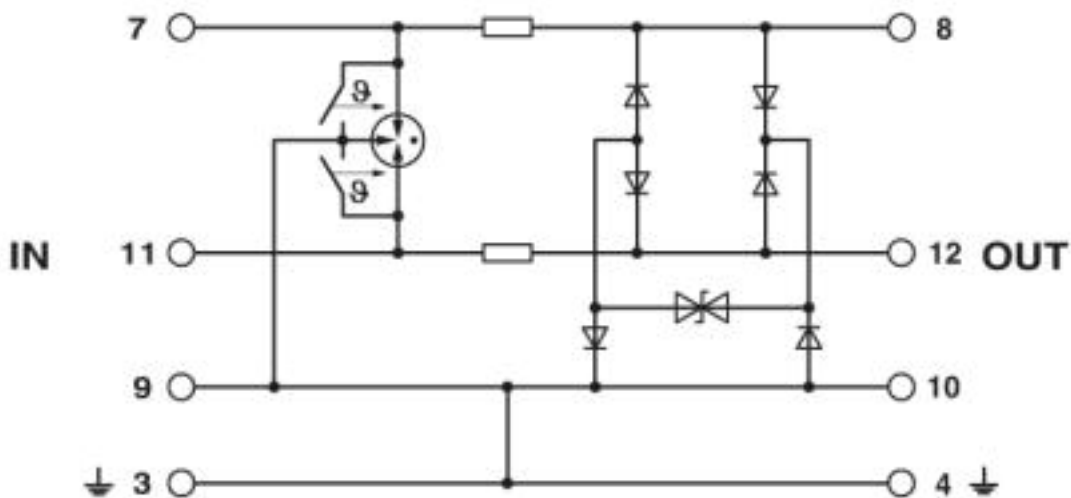
Surge protection plug - PT 2-TELE-ST - 2838733

Dimensional drawing



The figure shows the complete module consisting of a base element and connector

Circuit diagram



Classifications

eCl@ss

eCl@ss 10.0.1	27130807
eCl@ss 4.0	27130800
eCl@ss 4.1	27130800
eCl@ss 5.0	27130800
eCl@ss 5.1	27130800
eCl@ss 6.0	27130800
eCl@ss 7.0	27130807

Surge protection plug - PT 2-TELE-ST - 2838733

Classifications

eCl@ss

eCl@ss 8.0	27130807
eCl@ss 9.0	27130807

ETIM

ETIM 2.0	EC000943
ETIM 3.0	EC000943
ETIM 4.0	EC000943
ETIM 5.0	EC000943
ETIM 6.0	EC000943
ETIM 7.0	EC000943

UNSPSC

UNSPSC 6.01	30212010
UNSPSC 7.0901	39121610
UNSPSC 11	39121610
UNSPSC 12.01	39121610
UNSPSC 13.2	39121620
UNSPSC 18.0	39121620
UNSPSC 19.0	39121620
UNSPSC 20.0	39121620
UNSPSC 21.0	39121620

Approvals

Approvals

Approvals

EAC

Ex Approvals

Approval details

EAC		RU C- DE.A*30.B01561
-----	--	-------------------------

Accessories

Accessories

Device marking

Surge protection plug - PT 2-TELE-ST - 2838733

Accessories

Zack marker strip - ZBN 18:UNBEDRUCKT - 2809128



Zack marker strip, Strip, white, unlabeled, can be labeled with: CMS-P1-PLOTTER, PLOTMARK, mounting type: snap into tall marker groove, for terminal block width: 18 mm, lettering field size: 18 x 5 mm, Number of individual labels: 5

Labeled terminal marker

Zack Marker strip, flat - ZBF 5,LGS:FORTL.ZAHLEN - 0808671



Zack Marker strip, flat, Strip, white, labeled, printed horizontally: consecutive numbers 1 ... 10, 11 ... 20, etc. up to 491 ... 500, mounting type: snap into flat marker groove, for terminal block width: 5 mm, lettering field size: 5.15 x 5.15 mm, Number of individual labels: 10

Zack Marker strip, flat - ZBF 5,LGS:GERADE ZAHLEN - 0810821



Zack Marker strip, flat, Strip, white, labeled, printed horizontally: consecutive numbers 2 ... 20, 22 ... 40, etc. up to 82 ... 100, mounting type: snap into flat marker groove, for terminal block width: 5 mm, lettering field size: 5.15 x 5.15 mm, Number of individual labels: 10

Zack Marker strip, flat - ZBF 5,LGS:UNGERADE ZAHLEN - 0810863



Zack Marker strip, flat, Strip, white, labeled, printed horizontally: Odd numbers 1 - 19, 21 - 39, etc. up to 81 - 99, mounting type: snap into flat marker groove, for terminal block width: 5 mm, lettering field size: 5.15 x 5.15 mm, Number of individual labels: 10

Zack Marker strip, flat - ZBF 5,QR:FORTL.ZAHLEN - 0808697



Zack Marker strip, flat, Strip, white, labeled, Printed vertically: consecutive numbers 1 ... 10, 11 ... 20, etc. up to 91 ... 100, mounting type: snap into flat marker groove, for terminal block width: 5 mm, lettering field size: 5.15 x 5.15 mm, Number of individual labels: 10

Marker pen

Surge protection plug - PT 2-TELE-ST - 2838733

Accessories

Marker pen - X-PEN 0,35 - 0811228



Marker pen without ink cartridge, for manual labeling of markers, labeling extremely wipe-proof, line thickness 0.35 mm

Terminal marking

Zack Marker strip, flat - ZBF 5:UNBEDRUCKT - 0808642



Zack Marker strip, flat, Strip, white, unlabeled, can be labeled with: PLOTMARK, CMS-P1-PLOTTER, mounting type: snap into flat marker groove, for terminal block width: 5 mm, lettering field size: 5.1 x 5.2 mm, Number of individual labels: 10

Zack Marker strip, flat - ZBF 5/WH-100:UNBEDRUCKT - 0808668



Zack Marker strip, flat, Strip, white, unlabeled, can be labeled with: CMS-P1-PLOTTER, PLOTMARK, mounting type: snap into flat marker groove, for terminal block width: 5 mm, lettering field size: 5.15 x 5.15 mm, Number of individual labels: 10

Additional products

Surge protection base element - PT 1X2-BE - 2856113



Base element for protective plug PT with protective circuit for a 2-core floating signal circuit. Mounting on NS 35/7.5 und NS 35/15, housing width: 17.5 mm.