

Surge protection plug - PT 1X2-24AC-ST - 2856058

Please be informed that the data shown in this PDF Document is generated from our Online Catalog. Please find the complete data in the user's documentation. Our General Terms of Use for Downloads are valid (<http://phoenixcontact.com/download>)




PT protective connector with protective circuit for a 2-wire floating signal circuit. HART-compatible.

Why buy this product

- ✓ Plugs can be checked with CHECKMASTER
- ✓ Installed in conjunction with the PT 1x2...-BE base element
- ✓ Maximum ease of maintenance thanks to the two-piece design
- ✓ Base element remains an integral part of the installation
- ✓ Consistent plug-in signal circuit protection
- ✓ Protection for a floating signal circuit
- ✓ Impedance-neutral disconnection of plug for test and maintenance purposes



Key Commercial Data

Packing unit	10 STK
GTIN	 4 017918 599188
GTIN	4017918599188

Technical data

Dimensions

Height	45 mm
Width	17.7 mm
Depth	52 mm
Horizontal pitch	1 Div.
Complete module height	90 mm
Complete module width	17.7 mm
Complete module depth	65.5 mm

Ambient conditions

Surge protection plug - PT 1X2-24AC-ST - 2856058

Technical data

Ambient conditions

Ambient temperature (operation)	-40 °C ... 85 °C
Ambient temperature (storage/transport)	-40 °C ... 85 °C
Altitude	≤ 2000 m (amsl (above mean sea level))
Degree of protection	IP20

General

Housing material	PA 6.6
Flammability rating according to UL 94	V-0
Color	jet black RAL 9005
Mounting type	on base element
Type	Male
Number of positions	2
Direction of action	Line-Line & Line-Signal Ground/Shield & optional Signal Ground/Shield-Earth Ground
Arrester can be tested with CHECKMASTER from software version:	From SW rev. 1.00

Additional descriptions

Note	Technical data is valid in association with the following specified base elements:
	PT 1X2+F-BE 2856126
	PT 1X2-BE 2856113

Protective circuit

IEC test classification	C1
	C2
	C3
	D1
Nominal voltage U_N	24 V AC
Maximum continuous voltage U_C	40 V DC
	28 V AC
Rated current	450 mA (45°C)
Operating effective current I_C at U_C	≤ 5 μA
Residual current I_{PE}	≤ 1 μA (with PT 1X2+F-BE)
	≤ 2 μA (with PT 1X2-BE)
Nominal discharge current I_n (8/20) μs (line-line)	10 kA
Nominal discharge current I_n (8/20) μs (line-earth)	10 kA
Pulse discharge current I_{imp} (10/350) μs	2.5 kA
Total discharge current I_{total} (8/20) μs	20 kA
Max. discharge current I_{max} (8/20) μs maximum (Core-Core)	10 kA
Max. discharge current I_{max} (8/20) μs maximum (Core-Earth)	10 kA
Nominal pulse current I_{an} (10/1000) μs (Core-Core)	23 A
Output voltage limitation at 1 kV/μs (core-core) spike	≤ 55 V

Surge protection plug - PT 1X2-24AC-ST - 2856058

Technical data

Protective circuit

Output voltage limitation at 1 kV/μs (core-earth) spike	≤ 450 V (with PT 1X2-BE)
	≤ 1 kV (with PT 1X2+F-BE)
Output voltage limitation at 1 kV/μs (core-core) static	≤ 55 V
Output voltage limitation at 1 kV/μs (core-earth) static	≤ 25 V (with PT 1X2-BE)
	≤ 50 V (with PT 1X2+F-BE)
Residual voltage at I _n (line-line)	≤ 55 V
Residual voltage with I _{an} (10/1000)μs (conductor-conductor)	≤ 65 V
Voltage protection level U _p (core-core)	≤ 80 V (C2 - 10 kV / 5 kA)
Voltage protection level U _p (core-ground)	≤ 450 V (C1 - 1 kV / 500 A with PT 1X2-BE)
	≤ 1000 V (C2 - 10 kV / 5 kA with PT 1X2+F-BE)
Voltage protection level U _p static (core-core)	≤ 50 V (C2 - 10 kV / 5 kA)
Voltage protection level U _p static (core-ground)	≤ 50 V (C2 - 10 kV / 5 kA with PT 1X2-BE)
	≤ 100 V (C2 - 10 kV / 5 kA with PT 1X2+F-BE)
Response time t _A (line-line)	≤ 1 ns
Response time t _A (line-earth)	≤ 100 ns
Input attenuation aE, sym.	typ. 0.5 dB (≤ 1.5 MHz / 50 Ω)
	typ. 0.2 dB (≤ 500 kHz / 150 Ω)
	typ. 0.1 dB (≤ 100 kHz / 600 Ω)
Cut-off frequency f _g (3 dB), sym. in 50 Ohm system	typ. 8 MHz
Cut-off frequency f _g (3 dB), sym. in 150 Ohm system	typ. 3 MHz
Cut-off frequency f _g (3 dB), sym. in 600 Ohm system	typ. 800 kHz
Capacity (core-core)	typ. 1.1 nF
Capacity (core-earth)	typ. 4 pF (with PT 1X2-BE)
	typ. 2 pF (with PT 1X2+F-BE)
Resistance in series	2.2 Ω ±10 %
Surge protection fault message	none
Max. required back-up fuse	500 mA (T)
Impulse durability (conductor-conductor)	C2 - 10 kV/5 kA
	C3 - 23 A
Impulse durability (conductor-ground)	C1 - 1 kV/500 A
	C2 - 10 kV/5 kA
	D1 - 2.5 kA

Connection data

Connection method	Screw connection (in connection with the base element)
Screw thread	M3
Tightening torque	0.5 Nm
Stripping length	8 mm
Conductor cross section flexible	0.2 mm ² ... 2.5 mm ²
Conductor cross section solid	0.2 mm ² ... 4 mm ²
Conductor cross section AWG	24 ... 12

Surge protection plug - PT 1X2-24AC-ST - 2856058

Technical data

Standards and Regulations

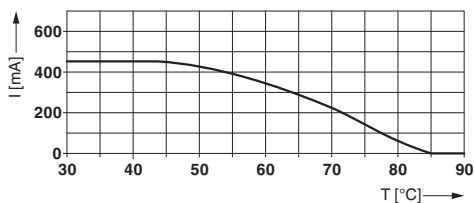
Standards/specifications	IEC 61643-21 2000 + corrigendum 2001 + A1:2008, modified + A2:2012
	EN 61643-21 2001 + A1:2009 + A2:2013

Drawings

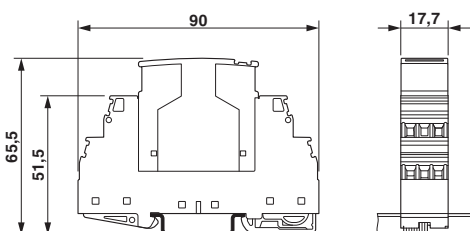
Pictogram



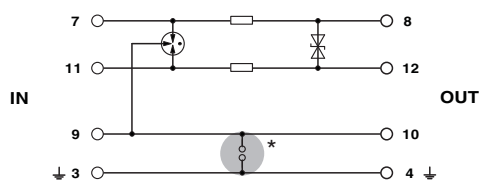
Diagram



Dimensional drawing



Circuit diagram



The figure shows the complete module consisting of a base element and connector

Approvals

Approvals

Approvals

UL Listed / EAC


Ex Approvals

UL Listed / cUL Listed / ATEX / cULus Listed

Approval details

Surge protection plug - PT 1X2-24AC-ST - 2856058

Approvals

UL Listed		http://database.ul.com/cgi-bin/XYV/template/LISEXT/1FRAME/index.htm	FILE E 138168
Nominal current I _N		0.45 A	
Nominal voltage U _N		34 V	

EAC		RU C- DE.A*30.B01561
-----	---	-------------------------

Phoenix Contact 2018 © - all rights reserved
<http://www.phoenixcontact.com>

PHOENIX CONTACT GmbH & Co. KG
Flachsmarktstr. 8
32825 Blomberg
Germany
Tel. +49 5235 300
Fax +49 5235 3 41200
<http://www.phoenixcontact.com>