

## Type 2 surge protection plug - VAL-MS 320-UD ST - 2858315

Please be informed that the data shown in this PDF Document is generated from our Online Catalog. Please find the complete data in the user's documentation. Our General Terms of Use for Downloads are valid (<http://phoenixcontact.com/download>)



Surge protection connector type 2 with high-capacity varistor for VAL-MS base element, thermal monitoring, visual fault warning. Design: 320 V AC

The figure shows the VAL-MS 1000 PV-UD ST version



### Key commercial data

Packing unit	1 pc
Weight per Piece (excluding packing)	43.53 GRM
Custom tariff number	85363030
Country of origin	Germany

### Technical data

#### Dimensions

Height	52.4 mm
Width	17.5 mm
Depth	55.3 mm
Horizontal pitch	1 Div.

#### Ambient conditions

Degree of protection	IP20
Ambient temperature (operation)	-40 °C ... 80 °C
Ambient temperature (storage/transport)	-40 °C ... 80 °C
Altitude	≤ 2000 m (amsl (above mean sea level))
Permissible humidity (operation)	5 % ... 95 %
Shock (operation)	25g
Vibration (operation)	5g

## Type 2 surge protection plug - VAL-MS 320-UD ST - 2858315

### Technical data

#### General

Standards/specifications	IEC 61643-11 2011
	EN 61643-11 2012
IEC test classification	II
	T2
EN type	T2
SPD design	Voltage-limiting type
Mode of protection	L-PEN
	L-N
Mounting type	On base element
Color	black
Housing material	PA 6.6
Pollution degree	2
Inflammability class according to UL 94	V-0
Type	DIN rail module, two-section, divisible
Number of positions	1
Arrester can be tested with CHECKMASTER from software version:	From SW rev. 1.10
Surge protection fault message	Optical

#### Protective circuit

Nominal voltage $U_N$	240/415 V AC (TN)
	240/415 V AC (TT)
Nominal frequency $f_N$	50 Hz (60 Hz)
Maximum continuous voltage $U_C$	335 V AC
Residual current $I_{PE}$	$\leq 0.45$ mA
Standby power consumption $P_C$	$\leq 150$ mVA
Nominal discharge current $I_n$ (8/20) $\mu$ s	20 kA
Maximum discharge current $I_{max}$ (8/20) $\mu$ s	40 kA
Short-circuit current rating $I_{SCCR}$	25 kA
Voltage protection level $U_p$	$\leq 1.5$ kV
Residual voltage $U_{res}$	$\leq 1.5$ kV (at $I_n$ )
	$\leq 1.3$ kV (at 10 kA)
	$\leq 1.2$ kV (at 5 kA)
	$\leq 1.1$ kV (at 3 kA)
TOV behavior at $U_T$	415 V AC (5 s / withstand mode)
	440 V AC (120 min / safe failure mode)
Response time $t_A$	$\leq 25$ ns
Max. backup fuse with branch wiring	125 A AC (gG)

## Type 2 surge protection plug - VAL-MS 320-UD ST - 2858315

### Technical data

#### Connection data

Connection method	VALVETRAB plug-in system
-------------------	--------------------------

#### UL specifications

UL class	Type 4 SPD for Type 2 applications
Maximum continuous operating voltage MCOV (L-N)	320 V AC
Nom. voltage	320 V AC
Mode of protection	L-N
Power distribution system	1
Nominal frequency	50/60 Hz
Voltage protection rating VPR (L-N)	1.2 kV
Nominal discharge current $I_n$ (L-N)	20 kA

### Classifications

#### eCl@ss

eCl@ss 4.0	27140201
eCl@ss 4.1	27130801
eCl@ss 5.0	27130801
eCl@ss 5.1	27130801
eCl@ss 6.0	27130805
eCl@ss 7.0	27130805
eCl@ss 8.0	27130805

#### ETIM

ETIM 2.0	EC000941
ETIM 3.0	EC000941
ETIM 4.0	EC000941
ETIM 5.0	EC000941

#### UNSPSC

UNSPSC 6.01	30212010
UNSPSC 7.0901	39121610
UNSPSC 11	39121610
UNSPSC 12.01	39121610
UNSPSC 13.2	39121620

### Approvals

#### Approvals

# Type 2 surge protection plug - VAL-MS 320-UD ST - 2858315

## Approvals

---

### Approvals

UL Recognized / KEMA-KEUR / cUL Recognized / CSA / ÖVE / CCA / IECCEB CB Scheme / EAC / cULus Recognized

---


### Ex Approvals

---


### Approvals submitted

---

## Approval details

UL Recognized 


KEMA-KEUR 

cUL Recognized 

CSA

ÖVE 

CCA

IECCEB CB Scheme 

EAC

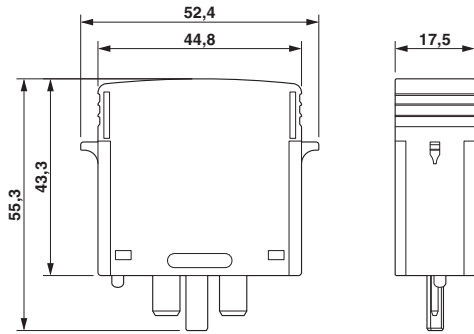
# Type 2 surge protection plug - VAL-MS 320-UD ST - 2858315

## Approvals



## Drawings

Dimensional drawing



Circuit diagram

