

Inline function terminal - IB IL TEMP 2 RTD-PAC - 2861328

Please be informed that the data shown in this PDF Document is generated from our Online Catalog. Please find the complete data in the user's documentation. Our General Terms of Use for Downloads are valid (<http://download.phoenixcontact.com>)



Inline analog input terminal, complete with accessories (connector plug and labeling field), 2 inputs, RTD (resistance temperature detector), 2-, 3-, 4-wire connection technology

Product description

Using these analog input terminals, it is possible to measure signals from conventional thermocouples and resistance thermometers. The terminals are configured for connection to various types of sensors. The user can configure the different sensor characteristic curves himself via process data. It is thus possible to attain the best possible adaptations in very different applications. The Inline terminals can be labeled using hinged labeling fields. The fields have insert cards that can be labeled individually to suit the application. Additionally, there is the proven ZBFM-6... Zack strip for labeling the terminal points.

Product Features

- Pt, Ni, Cu, KTY sensor types according to DIN and SAMA
- Measured value acquisition with 16-bit resolution
- Channel scout for optical channel identification
- Connection of sensors in 2, 3, and 4-wire technology



Key commercial data

Packing unit	1 pc
Weight per Piece (excluding packing)	90.9 GRM
Custom tariff number	85389091
Country of origin	Germany

Technical data

Note:

Utilization restriction	EMC: class A product, see manufacturer's declaration in the download area
-------------------------	---

Dimensions

Width	12.2 mm
Height	136.8 mm
Depth	71.5 mm

Inline function terminal - IB IL TEMP 2 RTD-PAC - 2861328

Technical data

Ambient conditions

Ambient temperature (operation)	-25 °C ... 55 °C
Ambient temperature (storage/transport)	-25 °C ... 85 °C
Permissible humidity (operation)	10 % ... 95 % (according to DIN EN 61131-2)
Permissible humidity (storage/transport)	10 % ... 95 % (according to DIN EN 61131-2)
Air pressure (operation)	70 kPa ... 106 kPa (up to 3000 m above sea level)
Air pressure (storage/transport)	70 kPa ... 106 kPa (up to 3000 m above sea level)
Degree of protection	IP20

General

Weight	67 g
Note on weight specifications	with connector
Mounting type	DIN rail
Protection class	III, IEC 61140, EN 61140, VDE 0140-1
Test section	7.5 V supply (bus logics)/24 V analog supply (analog I/O) 500 V AC 50 Hz 1 min
	7.5 V supply (bus logics) / functional earth ground 500 V AC 50 Hz 1 min
	24 V analog supply (analog I/O) / functional earth ground 500 V AC 50 Hz 1 min

Interfaces

Designation	Inline local bus
Connection method	Inline data jumper
Transmission speed	500 kBit/s
Transmission physics	Copper

Inline potentials

Communications power U_L	7.5 V DC (via voltage jumper)
Current consumption from U_L	max. 60 mA
	typ. 43 mA
I/O supply voltage U_{ANA}	24 V DC
Current consumption from U_{ANA}	max. 18 mA
	typ. 11 mA
Power consumption	typ. 587 mW
	max. 882 mW

Analog inputs

Number of inputs	2
Input name	Analog RTD inputs
Description of the input	Input for resistive temperature sensors
Connection method	Spring-cage connection

Inline function terminal - IB IL TEMP 2 RTD-PAC - 2861328

Technical data

Analog inputs

	2, 3-conductor
Sensor types (RTD) that can be used	Pt, Ni, KTY, Cu sensors, linear resistors
Linear resistance measuring range	0 Ω ... 400 Ω
	0 Ω ... 4 k Ω
Measuring principle	Successive approximation
Measured value representation	16 bits two's complement and other
A/D conversion time	typ. 120 μ s (per channel)
Resolution A/D	16 bit (15 bit + sign bit)
Process data update	30 ms

Classifications

eCl@ss

eCl@ss 4.0	27250303
eCl@ss 4.1	27250303
eCl@ss 5.0	27250303
eCl@ss 5.1	27242601
eCl@ss 6.0	27242601
eCl@ss 7.0	27242601
eCl@ss 8.0	27242601

ETIM

ETIM 2.0	EC001431
ETIM 3.0	EC001596
ETIM 4.0	EC001596
ETIM 5.0	EC001596

UNSPSC

UNSPSC 6.01	43172015
UNSPSC 7.0901	43201404
UNSPSC 11	43172015
UNSPSC 12.01	43201404
UNSPSC 13.2	43201404

Approvals

Approvals

Inline function terminal - IB IL TEMP 2 RTD-PAC - 2861328

Approvals

Approvals


UL Recognized / cUL Recognized / GOST / LR / GL / BV / DNV / ABS / RINA / GL-SW / BSH / BSH / cULus Recognized / GL


Ex Approvals


UL Listed / cUL Listed / UL Listed / cUL Listed / ATEX / cULus Listed

Approvals submitted

Approval details

UL Recognized 

cUL Recognized 

GOST 

LR

GL

BV

DNV

ABS

RINA


GL-SW

Inline function terminal - IB IL TEMP 2 RTD-PAC - 2861328

Approvals

BSH

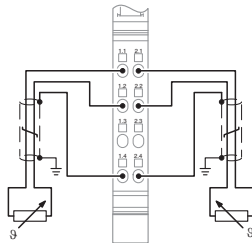
BSH

cULus Recognized 

GL

Drawings

Connection diagram



Dimensioned drawing

