

IB IL 230 DI 1-PAC

Order No.: 2861548



<http://eshop.phoenixcontact.de/phoenix/treeViewClick.do?UID=2861548>

Inline digital input terminal block, complete with accessories (connector and labeling field), 1 input, 230 V AC, 3-wire connection method




Product notes

WEEE/RoHS-compliant since:
07/01/2006



Commercial data

GTIN (EAN)	 4 017918 907433
sales group	K411
Pack	1 pcs.
Customs tariff	85389091
Catalog page information	Page 183 (AX-2011)

<http://www.download.phoenixcontact.com>
Please note that the data given here has been taken from the online catalog. For comprehensive information and data, please refer to the user documentation. The General Terms and Conditions of Use apply to Internet downloads.

Product description

The digital Inline input terminals are designed for the connection of digital signals as are supplied from control switches, limit switches or proximity switches.

All the typical applications are covered by the standard automation terminals.

The I/O equipment is connected by a simple or an extended Inline connector, depending on the number of channels. The multi-wire connection method is available in both cases.

The Inline terminals can be labeled using hinged labeling fields. The fields have insert cards that can be labeled individually to suit the application. Additionally, there is the proven ZBFM-6... Zack strip for labeling the terminal points.

Technical data

General data	
Width	12.2 mm
Height	119.8 mm
Depth	71.5 mm
Weight	39 g
Note on weight specifications	Without plug
Mounting type	DIN rail
Ambient temperature (operation)	-25 °C ... 55 °C
Ambient temperature (storage/transport)	-25 °C ... 85 °C
Permissible humidity (operation)	75 % ... 85 % (in the range of -25°C ... +55°C, appropriate measures against increased humidity (> 85%) must be taken.)
Permissible humidity (storage/transport)	75 % ... 85 % (slight temporary condensation may sometimes appear on the housing)
Air pressure (operation)	80 kPa ... 160 kPa (up to 2000 m above sea level)
Air pressure (storage/transport)	70 kPa ... 106 kPa (up to 3000 m above sea level)
Degree of protection	IP20
Protection class	I, IEC 61140, EN 61140, VDE 0140-1
Test section	5 V supply incoming remote bus/7.5 V supply (bus logic) 500 V AC 50 Hz 1 min
	5 V supply outgoing remote bus/7.5 V supply (bus logic) 500 V AC 50 Hz 1 min
	7.5 V supply (bus logics) / I/O area 2500 V AC 50 Hz 1 min
	Routine test 1200 V AC 50 Hz 1 min

Interface	
Name	Local bus
Connection method	Inline data jumper
Transmission speed	500 kBaud

Power supply for module electronics	
Supply voltage	230 V AC (via voltage jumper)
Supply voltage range	12 V AC ... 253 V AC
Communications power U_L	7.5 V (via voltage jumper)
Current consumption	max. 30 mA (from the local bus)

Inline potential routing

Communications power U_L	7.5 V
Current consumption from U_L	max. 30 mA
Main circuit supply U_M	230 V AC
Current consumption from U_M	max. 0.25 A

Digital inputs

Input name	Digital inputs
Description of the input	EN 61131-2 type 1
Connection method	Spring-cage connection
	2, 3-wire
Number of inputs	1
Input voltage	230 V AC (via voltage jumper)
Input voltage range "0" signal	0 V AC ... 40 V AC
Input voltage range "1" signal	164 V AC ... 253 V AC

Certificates / Approvals



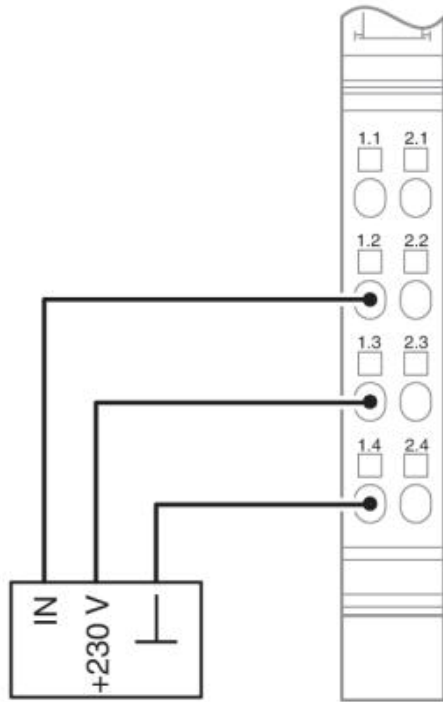
Certification CUL, GOST, UL

Accessories

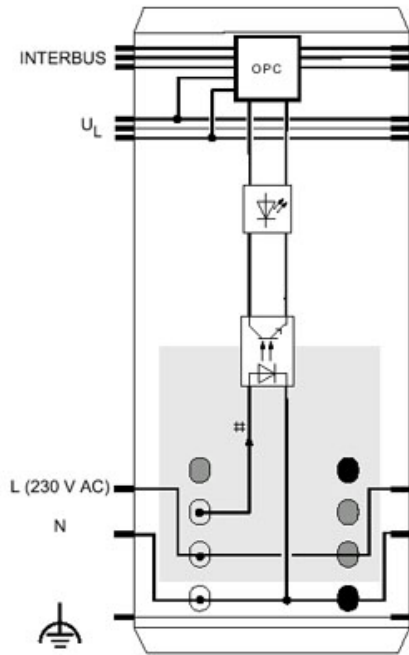
Item	Designation	Description
Marking		
0809492	ESL 62X10	Insert strip for laser printer, lettering field: 62 x 10 mm
2727501	IB IL FIELD 2	Labeling field, width: 12.2 mm
Plug/Adapter		
2740261	IB IL SCN-8-AC-ICP	Plug, colored identification, for digital 1, -2 or 8-channel Inline input terminal blocks with AC voltage

Diagrams/Drawings

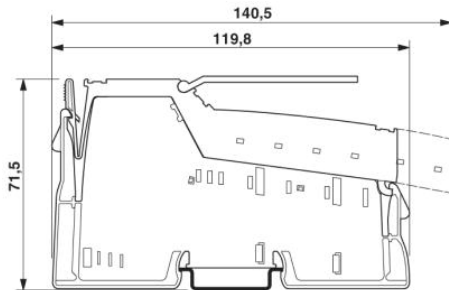
Connection diagram



Block diagram



Dimensioned drawing



Address

PHOENIX CONTACT Inc., USA
586 Fulling Mill Road
Middletown, PA 17057, USA
Phone (800) 888-7388
Fax (717) 944-1625
<http://www.phoenixcon.com>



© 2011 Phoenix Contact
Technical modifications reserved;