

Bus coupler - IBS IL 24 BK-LK/45-PAC - 2862165

Please be informed that the data shown in this PDF Document is generated from our Online Catalog. Please find the complete data in the user's documentation. Our General Terms of Use for Downloads are valid (<http://phoenixcontact.com/download>)



Inline, Bus coupler, INTERBUS, F-SMA connector, 45° angled FO connection, transmission speed in the local bus: 500 kbps, degree of protection: IP20, including Inline connector and labeling field

Product Description


The bus coupler connects an Inline station to the INTERBUS remote bus and provides the supply voltages for the connected analog modules.

Your advantages

- Remote bus connections using fiber optic technology
- Optical path diagnostics



Key Commercial Data

Packing unit	1 pc
GTIN	 4 017918 894658
GTIN	4017918894658

Technical data

Note

Utilization restriction	EMC: class A product, see manufacturer's declaration in the download area
-------------------------	---

Dimensions

Width	85 mm
Height	119.8 mm
Depth	71.5 mm

Ambient conditions

Ambient temperature (operation)	-25 °C ... 55 °C
Ambient temperature (storage/transport)	-25 °C ... 85 °C
Permissible humidity (operation)	75 % ... 85 %
Permissible humidity (storage/transport)	75 % ... 85 %
Air pressure (operation)	80 kPa ... 106 kPa (up to 3000 m above sea level)

Bus coupler - IBS IL 24 BK-LK/45-PAC - 2862165

Technical data

Ambient conditions

Air pressure (storage/transport)	70 kPa ... 106 kPa (up to 3000 m above sea level)
Degree of protection	IP20

General

Mounting type	DIN rail
Net weight	210 g
Note on weight specifications	without plug

Interfaces

Designation	INTERBUS
No. of channels	2
Connection method	F-SMA connector
Note on the connection method	slanted
Transmission speed	500 kbps
Transmission physics	FO
Designation	Inline local bus
Connection method	Inline data jumper
Transmission speed	500 kbps

System limits of the bus coupler

Number of local bus devices that can be connected	max. 63
Number of devices with parameter channel	62
Number of supported branch terminals with remote bus branch	max. 15

Inline potentials

Designation	Bus coupler supply U_{BC} ; Communications power U_L (7.5 V) and the analog supply U_{ANA} (24 V) are generated from the bus coupler supply.
Supply voltage	24 V DC (via Inline connector)
Supply voltage range	19.2 V DC ... 30 V DC (including all tolerances, including ripple)
Current consumption	typ. 90 mA (without connected Inline I/O terminals) max. 1.25 A (with max. number of connected I/O terminal blocks)
Designation	Communications power (U_L)
Supply voltage	7.5 V DC $\pm 5\%$
Power supply unit	max. 2 A DC (observe derating)
Designation	Supply of analog modules (U_{ANA})
Supply voltage	24 V DC
Supply voltage range	19.2 V DC ... 30 V DC (including all tolerances, including ripple)
Power supply unit	max. 0.5 A DC (observe derating)

Electrical isolation

Test section	7.5 V communications power, 24 V analog supply, 24 V bus coupler supply/functional earth ground 500 V AC 50 Hz 1 min.
--------------	---

Environmental Product Compliance

China RoHS	Environmentally friendly use period: unlimited = EFUP-e
------------	---

Bus coupler - IBS IL 24 BK-LK/45-PAC - 2862165

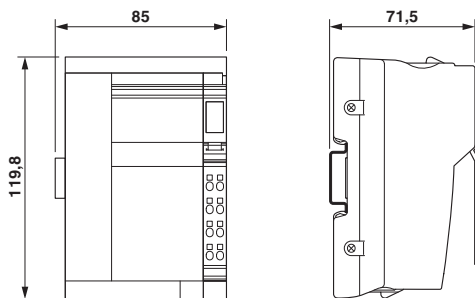
Technical data

Environmental Product Compliance

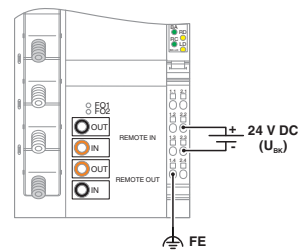
	No hazardous substances above threshold values
--	--

Drawings

Dimensional drawing



Connection diagram



Approvals

Approvals

Approvals

EAC

Ex Approvals

Approval details

EAC		EAC-Zulassung
-----	--	---------------

Phoenix Contact 2018 © - all rights reserved
<http://www.phoenixcontact.com>

PHOENIX CONTACT GmbH & Co. KG
Flachsmarktstr. 8
32825 Blomberg
Germany
Tel. +49 5235 300
Fax +49 5235 3 41200
<http://www.phoenixcontact.com>