

# Signal conditioner - MINI MCR-SL-UI-UI-SP-NC - 2864163

Please be informed that the data shown in this PDF Document is generated from our Online Catalog. Please find the complete data in the user's documentation. Our General Terms of Use for Downloads are valid (<http://phoenixcontact.com/download>)




MCR 3-way signal conditioner, input/output can be configured via DIP switches, for the electrical isolation of analog signals, with spring-cage connection, standard configuration. Replacement part: 2902040 MINI MCR-2-UI-UI-PT.

## Your advantages

- ✓ Power supply possible via the foot element (TBUS)
- ✓ Up to 36 signal combinations can be configured using DIP switches
- ✓ Low power consumption
- ✓ Highly-compact isolating amplifier for electrical isolation, conversion, amplification, and filtering of standard analog signals
- ✓ 3-way isolation



## Key Commercial Data

Packing unit	1 pc
GTIN	 4 017918 974794
GTIN	4017918974794

## Technical data

### Dimensions

Width	6.2 mm
Height	93.1 mm
Depth	102.5 mm

### Ambient conditions

Ambient temperature (operation)	-20 °C ... 65 °C
Ambient temperature (storage/transport)	-40 °C ... 85 °C
Degree of protection	IP20
Noise immunity	EN 61000-6-2 When being exposed to interference, there may be minimal deviations.

### Input data

# Signal conditioner - MINI MCR-SL-UI-UI-SP-NC - 2864163

## Technical data

### Input data

Number of inputs	1
Configurable/programmable	Yes, unconfigured
Voltage input signal	0 V ... 10 V
	0 V ... 5 V
	1 V ... 5 V
	2 V ... 10 V
Current input signal	0 mA ... 20 mA
	4 mA ... 20 mA
max. input voltage	30 V
Max. input current	50 mA
Input resistance of voltage input	approx. 100 kΩ
Input resistance current input	approx. 50 Ω

### Output data

Number of outputs	1
Configurable/programmable	Yes, unconfigured
Voltage output signal	0 V ... 10 V
	0 V ... 5 V
	1 V ... 5 V
	2 V ... 10 V
Current output signal	0 mA ... 20 mA (please indicate if different setting when ordering)
	4 mA ... 20 mA
Max. output voltage	approx. 12.5 V
Max. output current	28 mA
Short-circuit current	approx. 22 mA
Load/output load voltage output	≥ 10 kΩ
Load/output load current output	< 500 Ω (at 20 mA)
Ripple	< 20 mV <sub>PP</sub> (at 500 Ω)
	< 20 mV <sub>PP</sub> (at 10 kΩ)

### Power supply

Nominal supply voltage	24 V DC
Supply voltage range	19.2 V DC ... 30 V DC (The DIN rail bus connector (ME 6,2 TBUS-2 1,5/5-ST-3,81 GN, Order No. 2869728) can be used to bridge the supply voltage. It can be snapped onto a 35 mm DIN rail according to EN 60715))
Max. current consumption	< 19 mA (Current output, at 24 V DC incl. load)
	< 9 mA (Voltage output, at 24 V DC incl. load)
Power consumption	< 450 mW (Current output)
	< 200 mW (Voltage output)

### Connection data

Connection method	Spring-cage connection
-------------------	------------------------

# Signal conditioner - MINI MCR-SL-UI-UI-SP-NC - 2864163

## Technical data

### Connection data

Stripping length	8 mm
Conductor cross section solid	0.2 mm <sup>2</sup> ... 2.5 mm <sup>2</sup>
Conductor cross section flexible	0.2 mm <sup>2</sup> ... 2.5 mm <sup>2</sup>
Conductor cross section AWG	24 ... 12

### General

No. of channels	1
Maximum transmission error	≤ 0.1 % (of final value)
	< 0.4 % (Without adjustment)
Maximum temperature coefficient	< 0.01 %/K
Temperature coefficient, typical	< 0.002 %/K
Limit frequency (3 dB)	approx. 100 Hz
Step response (10-90%)	approx. 3.2 ms
Protective circuit	Transient protection
Electrical isolation	Basic insulation according to EN 61010
Overvoltage category	II
Degree of pollution	2
Rated insulation voltage	50 V AC/DC
Test voltage, input/output/supply	1.5 kV (50 Hz, 1 min.)
Electromagnetic compatibility	Conformance with EMC directive
Noise emission	EN 61000-6-4
Noise immunity	EN 61000-6-2 When being exposed to interference, there may be minimal deviations.
Color	green
Housing material	PBT
Mounting position	any
Assembly instructions	The T connector can be used to bridge the supply voltage. It can be snapped onto a 35 mm DIN rail according to EN 60715.
Conformance	CE-compliant
ATEX	# II 3 G Ex nA IIC T4 Gc X
UL, USA/Canada	UL 508 Recognized
	Class I, Div. 2, Groups A, B, C, D T5
GL	GL EMC 2 D
Fire protection for rail vehicles (DIN EN 45545-2) R22	HL 1 - HL 2
Fire protection for rail vehicles (DIN EN 45545-2) R23	HL 1 - HL 2
Fire protection for rail vehicles (DIN EN 45545-2) R24	HL 1 - HL 2

### EMC data

Designation	Electromagnetic RF field
Standards/regulations	EN 61000-4-3
Typical deviation from the measuring range final value	5 %
Designation	Fast transients (burst)

# Signal conditioner - MINI MCR-SL-UI-UI-SP-NC - 2864163

## Technical data

### EMC data

Standards/regulations	EN 61000-4-4
Typical deviation from the measuring range final value	5 %
Designation	Conducted interferences
Standards/regulations	EN 61000-4-6
Typical deviation from the measuring range final value	5 %

### Standards and Regulations

Electromagnetic compatibility	Conformance with EMC directive
Noise emission	EN 61000-6-4
Connection in acc. with standard	CUL
Standards/regulations	EN 61000-4-2
Designation	Electromagnetic RF field
Standards/regulations	EN 61000-4-3
	EN 61000-4-4
	EN 61000-4-5
Designation	Conducted interferences
Standards/regulations	EN 61000-4-6
Electrical isolation	Basic insulation according to EN 61010
Conformance	CE-compliant
ATEX	# II 3 G Ex nA IIC T4 Gc X
UL, USA/Canada	UL 508 Recognized
	Class I, Div. 2, Groups A, B, C, D T5
GL	GL EMC 2 D

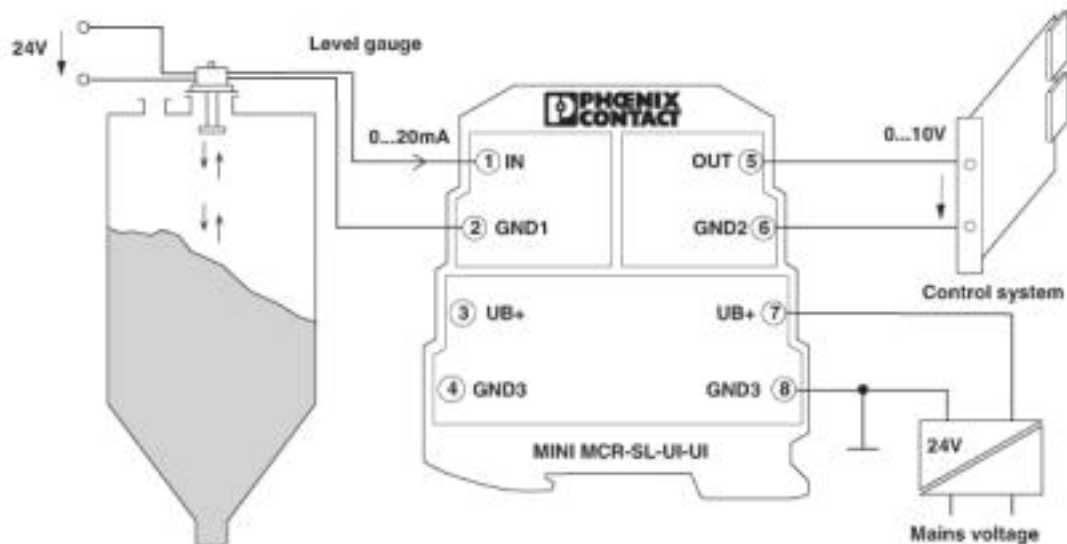
### Environmental Product Compliance

China RoHS	Environmentally Friendly Use Period = 50 years
	For details about hazardous substances go to tab "Downloads", Category "Manufacturer's declaration"

## Drawings

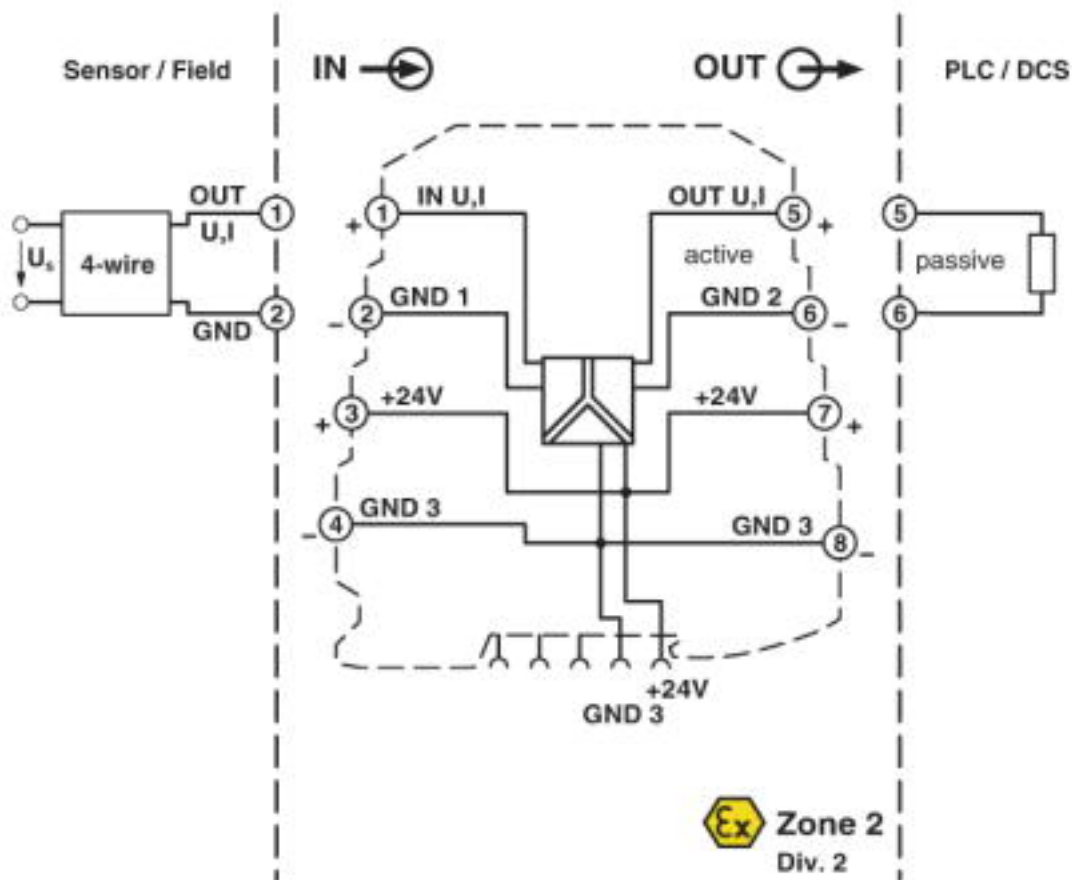
# Signal conditioner - MINI MCR-SL-UI-UI-SP-NC - 2864163

Application drawing



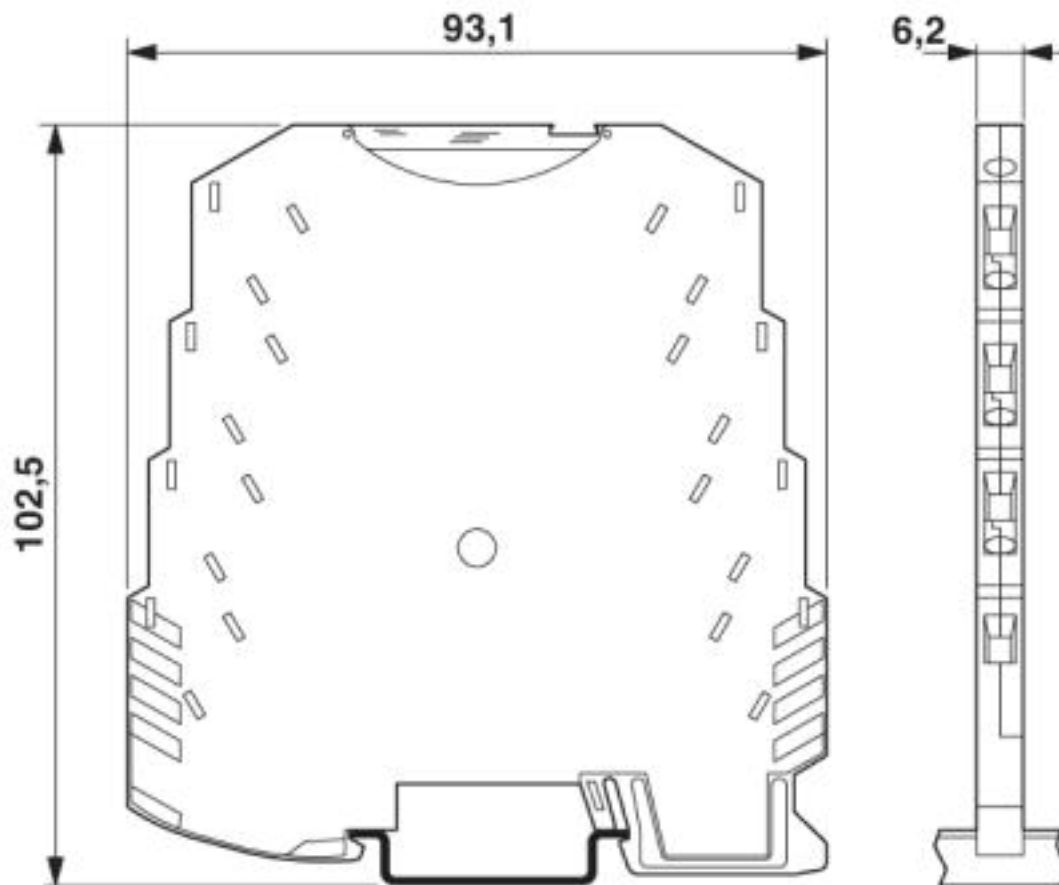
Level measurement

Block diagram



# Signal conditioner - MINI MCR-SL-UI-UI-SP-NC - 2864163

Dimensional drawing



## Classifications

eCl@ss

eCl@ss 4.0	27210100
eCl@ss 4.1	27210100
eCl@ss 5.0	27210100
eCl@ss 5.1	27210100
eCl@ss 6.0	27210100
eCl@ss 7.0	27210120
eCl@ss 8.0	27210120
eCl@ss 9.0	27210120

ETIM

ETIM 4.0	EC002653
ETIM 5.0	EC002653
ETIM 6.0	EC002653
ETIM 7.0	EC002653

## Signal conditioner - MINI MCR-SL-UI-UI-SP-NC - 2864163

### Classifications

#### UNSPSC

UNSPSC 6.01	30211506
UNSPSC 7.0901	39121008
UNSPSC 11	39121008
UNSPSC 12.01	39121008
UNSPSC 13.2	39121008
UNSPSC 18.0	39121008
UNSPSC 19.0	39121008
UNSPSC 20.0	39121008
UNSPSC 21.0	39121008

---

Phoenix Contact 2020 © - all rights reserved  
<http://www.phoenixcontact.com>

PHOENIX CONTACT GmbH & Co. KG  
Flachsmarktstr. 8  
32825 Blomberg  
Germany  
Tel. +49 5235 300  
Fax +49 5235 3 41200  
<http://www.phoenixcontact.com>