

MINI MCR-SL-1CP-I-I

Order No.: 2864419

The illustration shows the 2-channel version with screw connection



<http://eshop.phoenixcontact.de/phoenix/treeViewClick.do?UID=2864419>

MCR loop-powered isolator, 1-channel, for the electrical isolation of current signals without auxiliary power, with screw connection

Commercial data	
GTIN (EAN)	4017918974848
sales group	H521
Pack	1 pcs.
Customs tariff	85437090
Weight/Piece	0.069 KG
Catalog page information	Page 338 (IF-2009)

Product notes

WEEE/RoHS-compliant since: 12/12/2006



<http://www.download.phoenixcontact.com>
Please note that the data given here has been taken from the online catalog. For comprehensive information and data, please refer to the user documentation. The General Terms and Conditions of Use apply to Internet downloads.

Product description

The 6.2 mm narrow passive loop-powered isolator MINI MCR-SL-...CP-I-I... is used for the electrical isolation and filtering of 0...20 mA and 4...20 mA standard current signals without additional supply voltage.

Technical data

Input data	
Description of the input	Current input

Configurable/programmable	No
Current input signal	0 mA ... 20 mA
	4 mA ... 20 mA
Max. input voltage	18 V
Max. input current	40 mA
Response current	Approx. 190 μ A
Input voltage limitation	18 V
Voltage dissipation	1.7 V (at I = 20 mA)

Output data

Output name	Current output
Configurable/programmable	No
Current output signal	0 mA ... 20 mA
	4 mA ... 20 mA
Load/output load current output	< 600 Ω (at I = 20 mA output signal)

Power supply

Range of supply voltages	(no separate supply voltage necessary)
--------------------------	--

Connection data

Type of connection	Screw connection
Conductor cross section solid min.	0.14 mm ²
Conductor cross section solid max.	2.5 mm ²
Conductor cross section stranded min.	0.2 mm ²
Conductor cross section stranded max.	2.5 mm ²
Conductor cross section AWG/kcmil min.	26
Conductor cross section AWG/kcmil max	12
Stripping length	12 mm
Screw thread	M3

General data

No. of channels	1
Width	6.2 mm
Height	93.1 mm
Depth	102.5 mm
Transmission error, max.	\leq 0.1 % (of end value)
Maximum temperature coefficient	\leq 0.002 %/K (of measured value / 100 Ω load)

Additional error, load-dependent	0.03 % (of measured value / 100 Ω load)
Limit frequency (3 dB)	75 Hz
Step response (10-90%)	5 ms (At 600 Ω load)
Ambient temperature (operation)	-20 °C ... 65 °C
Ambient temperature (storage/transport)	-40 °C ... 85 °C
Degree of protection	IP20
Pollution degree	2
Surge voltage category	II
Electromagnetic compatibility	Conformance with EMC directive 2004/108/EC
Emitted interference	EN 61000-6-4
Immunity to interference	EN 61000-6-2:2005
Color	green
Housing material	PBT
Mounting position	Any
Assembly instructions	The DIN rail bus connector (T-BUS) can be used for bridging the supply voltage. It can be snapped onto a 35 mm EN 60715 DIN rail.
Conformity	CE compliant
ATEX	Ex II 3 G Ex nA II T6 X
UL, USA / Canada	UL 508 Recognized
GL	GL EMC 2 D

Certificates / Approvals



Certification	CUL, GL, UL
Certification Ex:	CUL-EX, UL-EX

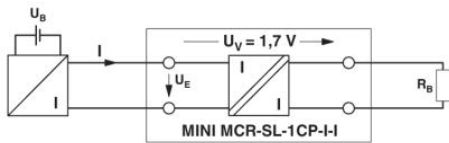
Accessories

Item	Designation	Description
General		
2869728	ME 6,2 TBUS-2 1,5/5-ST-3,81 GN	DIN rail connector (T-BUS), 5-pos., for bridging the supply voltage, can be snapped onto NS 35/... DIN rails according to EN 60715

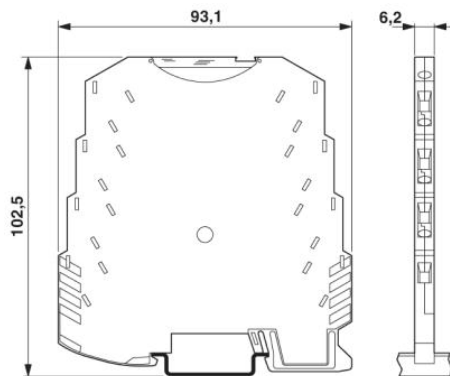
2308111	MINI MCR DKL	Fold up transparent cover for MINI MCR modules with additional labeling option using insert strips and flat Zack marker strip 6.2 mm
2810272	MINI MCR-DKL-LABEL	Label for extended marking of MINI MCR modules in connection with the MINI MCR-DKL
2811268	MINI MCR-SL-V8-FLK 16-A	Eight MINI analog signal converters with screw connection method can be connected to a control system using a system adapter and system cabling with a minimum of wiring and very low error risk.

Diagrams/Drawings

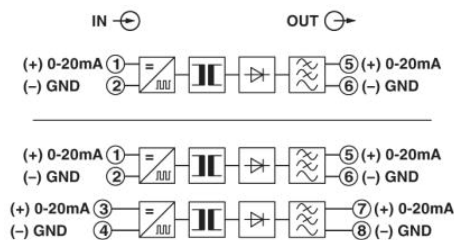
Application drawing



Dimensioned drawing



Circuit diagram



Address

PHOENIX CONTACT Inc., USA
586 Fulling Mill Road
Middletown, PA 17057, USA
Phone (800) 888-7388
Fax (717) 944-1625
<http://www.phoenixcon.com>



© 2010 Phoenix Contact
Technical modifications reserved;