


VAL-CP-3C-350/O

Order No.: 2881023

<http://eshop.phoenixcontact.de/phoenix/treeViewClick.do?UID=2881023>

Pluggable type 2 arrester (surge arrester) for 3-phase current supply networks with N and PE in a common conductor (4-conductor system: L1, L2, L3, PEN). Overall width: 36 mm.

Commercial data	
GTIN (EAN)	 4 046356 049245
sales group	J020
Pack	1 pcs.
Customs tariff	85363030
Catalog page information	Page 32 (TT-2011)

Product notes

WEEE/RoHS-compliant since:
06/09/2006

<http://www.download.phoenixcontact.com>
Please note that the data given here has been taken from the online catalog. For comprehensive information and data, please refer to the user documentation. The General Terms and Conditions of Use apply to Internet downloads.

Technical data	
Standards	
Housing material	PBT
Inflammability class according to UL 94	V0
Color	gray

Standards for air and creepage distances	DIN VDE 0110-1
	IEC 60664-1: 1992-10
	IEC 61643-1
Surge voltage category	III
Pollution degree	2
Degree of protection	IP20
Mounting type	DIN rail: 35 mm
Design	DIN rail module, two-section, divisible
Number of positions	3
Ambient temperature (operation)	-40 °C ... 80 °C
Message: Surge protection fault	Optical
Direction of action	3L-N/PE
Width	37.25 mm
Height	70.00 mm
Length	89.80 mm

Protective circuit

IEC category	II
	T2
EN type	T2
Nominal voltage U_N	240 V AC (230/400 V AC ... 240/415 V AC)
	415 V AC (L-L)
Arrester rated voltage U_C (L-PEN)	350 V AC
U_T (TOV-proof)	415 V AC (5 sec.)
Nominal frequency f_N	50 Hz
	60 Hz
Nominal load current I_L	40 A (40 A ... 63 A)
Ground conductor current I_{PE}	$\leq 250 \mu\text{A}$ (ground conductor current I_{PE})
Standby power consumption P_c	$\leq 3.5 \text{ mW}$
Power consumption without load P_c	$\leq 3.5 \text{ mW}$
Max. discharge surge current I_{max} (8/20) μs maximum (L-PEN)	120 kA (all channels)
Nominal discharge surge current I_n (8/20) μs (L-PEN)	20 kA (per channel)
	60 kA (all channels)
Protection level U_p (L-PEN)	$\leq 1.4 \text{ kV}$

Residual voltage (L-PEN)	≤ 1.4 kV (at I _n)
	≤ 1.2 kV (at 10 kA)
	≤ 1.1 kV (at 5 kA)
	≤ 1 kV (at 3 kA)
Clamping voltage ringwave (L-PEN)	≤ 1.2 kV (category C3 20 kV/10 kA)
	≤ 1.1 kV (category C2 10 kV/5 kA)
	≤ 1 kV (category B3/C1 6 kV/3 kA)
Response time (L-N)	≤ 25 ns
Max. required backup fuse with branch wiring	125 A (gL/gG)
Max. required backup fuse with V-type through wiring	40 A
Short-circuit resistance I _p with max. backup fuse (effective)	25 kA

Connection, protective circuit

Connection method	Screw connection
Connection type IN	Biconnect screw terminal block
Connection type OUT	Biconnect screw terminal block
Connection method	Biconnect terminal block
Screw thread	M5
Tightening torque	4.5 Nm
Stripping length	16 mm
Conductor cross section stranded min.	2.5 mm ²
Conductor cross section stranded max.	16 mm ²
Conductor cross section solid min.	2.5 mm ²
Conductor cross section solid max.	25 mm ²
Conductor cross section AWG/kcmil min.	12
Conductor cross section AWG/kcmil max	4

Standards

Standards/regulations	IEC 61643-1 1998
	DIN EN 61643-11 2002
	UL 1449
	IEEE C62.1 / C62.34 / C62.45

Certificates / Approvals



Certification CB, CUL, GL, GOST, KEMA, UL

Accessories

Item Designation Description

Bridges

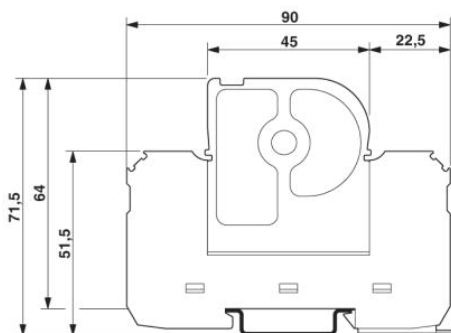
2880684	MPB SET VAL-CP-3S	Wiring bridge set, consisting of three flexible bridges 15 cm black, 1 bridge 27 cm blue.
---------	-------------------	---

Marking

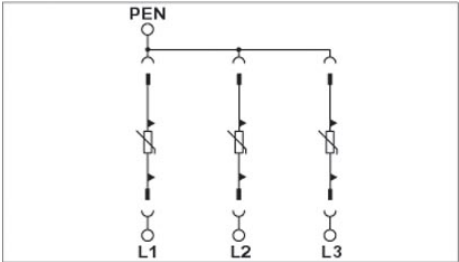
0811228	X-PEN 0,35	Marker pen without ink cartridge, for manual labeling of markers, labeling extremely wipe-proof, line thickness 0.35 mm
0809735	ZBF 12:UNBEDRUCKT	Zack Marker strip, flat, Strip, white, Unlabeled, Can be labeled with: Plotter, Mounting type: Snap into flat marker groove, For terminal block width: 12 mm, Lettering field: 5.15 x 12.15 mm
0803595	ZBFM 5/WH:UNBEDRUCKT	Flat zack marker sheet, Sheet, white, Unlabeled, Can be labeled with: Plotter, Mounting type: Snap into flat marker groove, For terminal block width: 5.2 mm, Lettering field: 5 x 4.5 mm

Diagrams/Drawings

Dimensioned drawing



Circuit diagram



Address

PHOENIX CONTACT Inc., USA
586 Fulling Mill Road
Middletown, PA 17057, USA
Phone (800) 888-7388
Fax (717) 944-1625
<http://www.phoenixcon.com>



© 2012 Phoenix Contact
Technical modifications reserved;