

Industrial Ethernet Switch - FL SWITCH 4012T-2GT-2FX ST - 2891161

Please be informed that the data shown in this PDF Document is generated from our Online Catalog. Please find the complete data in the user's documentation. Our General Terms of Use for Downloads are valid (<http://phoenixcontact.com/download>)



Managed Ethernet switch with twelve RJ45 ports at 10/100 Mbps, two RJ45 ports at 10/100/1000 Mbps and two ST fiber optic ports at 100 Mbps. Wide operating temperature of -40 °C ... +75 °C.

Product Description

FL SWITCH 4000 managed industrial Ethernet switches combine Gigabit interfaces with extensive network performance for the most demanding applications. Security features with complete IEEE redundancy (STP/RSTP/MST) and 15 ms recovery time extended ring redundancy optimize network uptime. Unique web customization provides a simplified user interface for today's applications and scalable functionality for future needs. A comprehensive mix of 10/100 Mbps and Gigabit fiber optic connections combine performance with installed cost savings.

Your advantages

- Unique cleanup function hides unused configuration pages, reducing complexity, maintenance and startup times
- Secure web-based and SNMP-based management
- Extensive web diagnostics with configurable LED and remote alarm contacts
- Twelve 10/100 Mbps ports for device connections, two Gigabit RJ45 ports for network trunk lines, and two 100 Mbps multi-mode fiber optic SC interfaces for remote connections
- 40 to 75°C ambient temperature

Key Commercial Data

Packing unit	1 pc
GTIN	
GTIN	4046356914253

Technical data

Note

Utilization restriction	EMC: class A product, see manufacturer's declaration in the download area
-------------------------	---

Dimensions

Width	66 mm
Height	173 mm
Depth	140 mm

Industrial Ethernet Switch - FL SWITCH 4012T-2GT-2FX ST - 2891161

Technical data

Ambient conditions

Degree of protection	IP20
Ambient temperature (operation)	-40 °C ... 75 °C
Ambient temperature (storage/transport)	-40 °C ... 85 °C
Permissible humidity (operation)	5 % ... 95 % (non-condensing)
Permissible humidity (storage/transport)	5 % ... 95 % (non-condensing)
Air pressure (operation)	57 kPa ... 108 kPa (up to 4850 m above mean sea level)
Air pressure (storage/transport)	57 kPa ... 108 kPa (up to 4850 m above mean sea level)

Interfaces

Interface 1	Ethernet (RJ45)
No. of ports	12 (RJ45 ports)
Note on the connection method	Auto negotiation and autocrossing
Transmission physics	Ethernet in RJ45 twisted pair
Transmission speed	10/100 Mbps
Transmission length	100 m
Interface 2	Fiber optic interface
No. of ports	2 (ST multi-mode)
Transmission physics	multi-mode fiberglass
Transmission speed	100 Mbps (full duplex)
Interface 4	Ethernet (RJ45)
Connection method	RJ45
Note on the connection method	Auto negotiation and autocrossing
Transmission physics	Ethernet in RJ45 twisted pair
Transmission speed	10/100/1000 Mbps
Transmission length	100 m

Function

Basic functions	Store and forward switch, Extended Ring and IEEE redundancy, Multicast control, IGMP snooping, trunking, Port and Tagging VLANs, Port and IEEE 802.1x security, SNMP V3 and Https security, SNTTP, web customization, user accounts
Redundancy	ERR (Extended ring redundancy)
Status and diagnostic indicators	LEDs: U _{S1} , U _{S2} (redundant voltage supply), link and activity per port

Network expansion parameters

Cascading depth	Network, linear, and star structure: any
Maximum conductor length (twisted pair)	100 m

Supply voltage

Supply voltage	24 V DC (redundant)
Residual ripple	3.6 V _{PP} (within the permitted voltage range)
Supply voltage range	12 V DC ... 48 V DC
Typical current consumption	474 mA (24 V DC)

Industrial Ethernet Switch - FL SWITCH 4012T-2GT-2FX ST - 2891161

Technical data

General

Mounting type	DIN rail
Type AX	Block design
Net weight	1701 g
Housing material	Aluminum

Connection data

Connection method	Pluggable COMBICON screw connections
Conductor cross section solid min.	0.2 mm ²
Conductor cross section solid max.	2.5 mm ²
Conductor cross section flexible min.	0.2 mm ²
Conductor cross section flexible max.	2.5 mm ²
Conductor cross section AWG min.	24
Conductor cross section AWG max.	12
Stripping length	7 mm

Standards and Regulations

Type of test	Shock in acc. with EN 60068-2-27/IEC 60068-2-27
Test result	30g, 11 ms half-sine shock pulse
Type of test	Vibration resistance in acc. with EN 60068-2-6/IEC 60068-2-6
Test result	5g, 150 Hz, Criterion 3
Type of test	Free fall in acc. with IEC 60068-2-32
Test result	1 m
Noise emission	EN 61000-6-4
Noise immunity	EN 61000-6-2:2005
Conformance	CE-compliant
ATEX	# II 3 G Ex nA nC IIC T4 Gc
IECEX	Ex nA nC IIC T4 Gc
UL, USA/Canada	Class I, Div. 2, Groups A, B, C, D

Environmental Product Compliance

REACH SVHC	Lead 7439-92-1
China RoHS	Environmentally Friendly Use Period = 10;
	For details about hazardous substances go to tab "Downloads", Category "Manufacturer's declaration"

Approvals

Approvals

Approvals

UL Listed / cUL Listed / EAC / cULus Listed





Industrial Ethernet Switch - FL SWITCH 4012T-2GT-2FX ST - 2891161

Approvals

Ex Approvals

UL Listed / cUL Listed / IECEx / ATEX / cULus Listed

Approval details

UL Listed		http://database.ul.com/cgi-bin/XYV/template/LISEXT/1FRAME/index.htm	FILE E 140324
cUL Listed		http://database.ul.com/cgi-bin/XYV/template/LISEXT/1FRAME/index.htm	FILE E 140324
EAC			EAC-Zulassung
cULus Listed			

Phoenix Contact 2018 © - all rights reserved
<http://www.phoenixcontact.com>

PHOENIX CONTACT GmbH & Co. KG
Flachsmarktstr. 8
32825 Blomberg
Germany
Tel. +49 5235 300
Fax +49 5235 3 41200
<http://www.phoenixcontact.com>