

Relay Module - PLC-RPT-110UC/21-21/RW - 2900348

Please be informed that the data shown in this PDF Document is generated from our Online Catalog. Please find the complete data in the user's documentation. Our General Terms of Use for Downloads are valid (<http://phoenixcontact.com/download>)




PLC-INTERFACE for railway applications, consisting of basic terminal block with push-in connection and plug-in miniature relay with power contact, range: $0.7 \times U_N$ to $1.25 \times U_N$, temperature class TX: -40°C to $+70^\circ\text{C}$, 2 PDTs, input voltage 110 V DC

Your advantages

- ✓ Optimum relay operation thanks to wide-range electronics
- ✓ Safe isolation according to DIN EN 50178 between coil and contact
- ✓ Vibration and shock resistance according to EN 50155
- ✓ Certified according to EN 50155
- ✓ Input voltage range of 0.7 to $1.25 \times U_N$ ($1.4 \times U_N$ briefly)
- ✓ Temperature range from -40°C to $+70^\circ\text{C}$ ($+85^\circ\text{C}$ briefly)
- ✓ Spring-cage and Push-in connection technology



Key Commercial Data

Packing unit	10 pc
GTIN	 4 046356 507523
GTIN	4046356507523

Technical data

Note

Utilization restriction	EMC: class A product, see manufacturer's declaration in the download area
-------------------------	---

Dimensions

Width	14 mm
Height	80 mm
Depth	94 mm

Ambient conditions

Ambient temperature (operation)	-40°C ... 70°C (Temperature class TX)
Ambient temperature (storage/transport)	-40°C ... 85°C

Relay Module - PLC-RPT-110UC/21-21/RW - 2900348

Technical data

Ambient conditions

Degree of protection	RT III (Relay)
	IP20 (Relay base)

Coil side

Nominal input voltage U_N	110 V DC
Input voltage range in reference to U_N	0.7 ... 1.25
Typical input current at U_N	4.5 mA
Typical response time	5 ms
Typical release time	11 ms
Coil voltage	60 V DC
Protective circuit	Bridge rectifier Bridge rectifier
	Free-wheeling diode Damping diode
	Surge protection
	RCZ filter
	Wide-range electronics
Operating voltage display	Yellow LED
Power dissipation for nominal condition	0.5 W

Contact side

Contact type	2 PDT
Type of switch contact	Single contact
Contact material	AgNi
Maximum switching voltage	250 V AC/DC (Separating plate PLC-ATP must be installed for voltages larger than 250 V (L1, L2, L3) between identical terminal blocks in adjacent modules.)
Minimum switching voltage	5 V (at 10 mA)
Min. switching current	10 mA (At 5 V)
Maximum inrush current	15 A (300 ms)
Limiting continuous current	6 A
Interrupting rating (ohmic load) max.	140 W (at 24 V DC)
	85 W (at 48 V DC)
	60 W (at 60 V DC)
	44 W (at 110 V DC)
	60 W (at 220 V DC)
	1500 VA (for 250 V AC)
Switching capacity	2 A (at 24 V, DC13)
	0.2 A (at 250 V, DC13)
	3 A (at 24 V, AC15)
	3 A (at 120 V, AC15)
	3 A (at 250 V, AC15)

Connection data

Connection name	Coil side
-----------------	-----------

Relay Module - PLC-RPT-110UC/21-21/RW - 2900348

Technical data

Connection data

Connection method	Push-in connection
Stripping length	8 mm
Conductor cross section solid	0.14 mm ² ... 2.5 mm ²
Conductor cross section flexible	0.14 mm ² ... 2.5 mm ²
	0.2 mm ² ... 2.5 mm ² (Single ferrule)
	2x 0.5 mm ² ... 1 mm ² (TWIN ferrule)
Conductor cross section AWG	26 ... 14

Connection data 2

Connection name	Contact side
Connection method	Push-in connection
Stripping length	8 mm
Conductor cross section solid	0.14 mm ² ... 2.5 mm ²
Conductor cross section flexible	0.14 mm ² ... 2.5 mm ²
	0.2 mm ² ... 2.5 mm ² (Single ferrule)
	2x 0.5 mm ² ... 1 mm ² (TWIN ferrule)
Conductor cross section AWG	26 ... 14

General

Test voltage relay winding/relay contact	5 kV _{rms} (50 Hz, 1 min.)
Test voltage PDT/PDT	2.5 kV _{rms} (50 Hz, 1 min.)
Operating mode	100% operating factor
Degree of protection	RT III (Relay)
	IP20 (Relay base)
Mechanical service life	approx. 3x 10 ⁷ cycles
Mounting position	any
Assembly instructions	In rows with zero spacing

Standards and Regulations

Connection in acc. with standard	CUL
Standards/regulations	EN 50155 (VDE 0115 part 200)
	EN 50178
	EN 61373
	EN 50121
Rated insulation voltage	250 V AC
Rated surge voltage	6 kV
Insulation	Basic insulation
Degree of pollution	2
Overvoltage category	III
Flammability rating according to UL 94	V0

Environmental Product Compliance

REACH SVHC	Lead 7439-92-1
------------	----------------

Relay Module - PLC-RPT-110UC/21-21/RW - 2900348

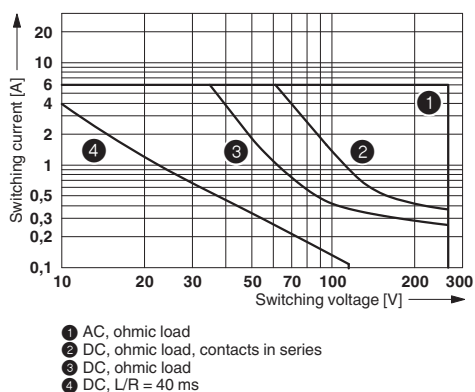
Technical data

Environmental Product Compliance

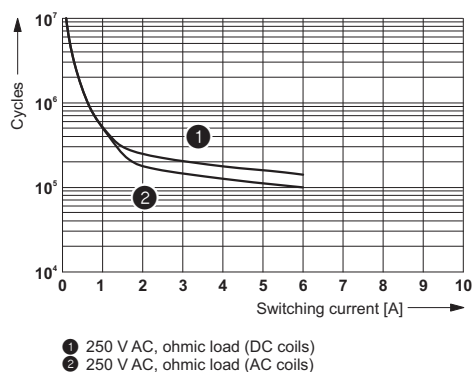
China RoHS	Environmentally Friendly Use Period = 50
	For details about hazardous substances go to tab "Downloads", Category "Manufacturer's declaration"

Drawings

Diagram



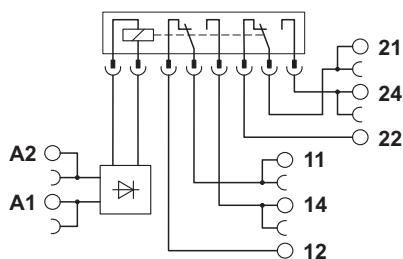
Diagram



Electrical service life

Interrupting rating

Circuit diagram



Approvals

Approvals

Approvals

DNV GL / UL Listed / UL Recognized / cUL Recognized / cUL Listed / EAC / RC FRT / cULus Recognized / cULus Listed

Ex Approvals

Approval details

Relay Module - PLC-RPT-110UC/21-21/RW - 2900348

Approvals

DNV GL		https://approvalfinder.dnvgl.com/	TAE0000196-02
--------	--	---	---------------

UL Listed		http://database.ul.com/cgi-bin/XYV/template/LISEXT/1FRAME/index.htm	FILE E 172140
-----------	--	---	---------------

UL Recognized		http://database.ul.com/cgi-bin/XYV/template/LISEXT/1FRAME/index.htm	FILE E 238705
---------------	--	---	---------------

cUL Recognized		http://database.ul.com/cgi-bin/XYV/template/LISEXT/1FRAME/index.htm	FILE E 238705
----------------	--	---	---------------

cUL Listed		http://database.ul.com/cgi-bin/XYV/template/LISEXT/1FRAME/index.htm	FILE E 172140
------------	--	---	---------------

EAC			RU C- DE.A*30.B.01082
-----	--	--	--------------------------

RC FRT			B.00094
--------	--	--	---------

cULus Recognized			
------------------	--	--	--

cULus Listed			
--------------	--	--	--

Phoenix Contact 2019 © - all rights reserved
<http://www.phoenixcontact.com>

PHOENIX CONTACT GmbH & Co. KG
Flachmarktstr. 8
32825 Blomberg
Germany
Tel. +49 5235 300
Fax +49 5235 3 41200
<http://www.phoenixcontact.com>