

Single relay - REL-OR/L-120AC/1/MB - 2901906

Please be informed that the data shown in this PDF Document is generated from our Online Catalog. Please find the complete data in the user's documentation. Our General Terms of Use for Downloads are valid (<http://phoenixcontact.com/download>)



Plug-in octal relay with power contacts, specially designed for switching high DC loads, 1 N/O contact, detectable manual operation, status LED, blowout magnet, coil voltage: 120 V AC

The figure shows the 24 V AC version



Key Commercial Data

Packing unit	10 STK
GTIN	
GTIN	4046356667265

Technical data

Dimensions

Width	35 mm
Height	35 mm
Depth	58.5 mm

Ambient conditions

Ambient temperature (operation)	-40 °C ... 60 °C
Ambient temperature (storage/transport)	-40 °C ... 80 °C

Coil side

Nominal input voltage U_N	120 V AC
Input voltage range in reference to U_N	see diagram
Typical input current at U_N	22 mA
Typical response time	5 ms ... 20 ms (depending on phase relation)
Typical release time range	5 ms ... 20 ms (depending on phase relation)
Operating voltage display	Yellow LED
Coil resistance	1.7 k Ω \pm 10 %

Contact side

Single relay - REL-OR/L-120AC/1/MB - 2901906

Technical data

Contact side

Contact type	1 N/O contact
Type of switch contact	Single contact
Note regarding the switch contact	Series connection, 2 N/O contacts with blowout magnet
Contact material	AgNi
Maximum switching voltage	250 V AC
	220 V DC
Minimum switching voltage	10 V (at 10 mA)
Min. switching current	10 mA (at 10 V)
Maximum inrush current	30 A (20 ms)
Limiting continuous current	10 A
Interrupting rating (ohmic load) max.	2500 VA (for 250 V AC)
Switching capacity in acc. with DIN VDE 0660/IEC 60947	3.6 A (110 V (DC13))
	2 A (220 V DC/ 230 V AC (DC13))
	6 A (220 V DC/ 230 V AC (AC15))

General

Test voltage relay winding/relay contact	2.5 kV _{rms} (50 Hz, 1 min.)
Operating mode	100% operating factor
Degree of protection	RT I
Mechanical service life	approx. 10 ⁷ cycles
Mounting position	any
Assembly instructions	On relay base PR3

Standards and Regulations

Connection in acc. with standard	CUL
Standards/regulations	IEC 61810
	EN 60947
Degree of pollution	3
Overvoltage category	III

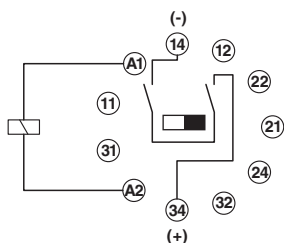
Environmental Product Compliance

China RoHS	Environmentally Friendly Use Period = 5
	For details about hazardous substances go to tab "Downloads", Category "Manufacturer's declaration"

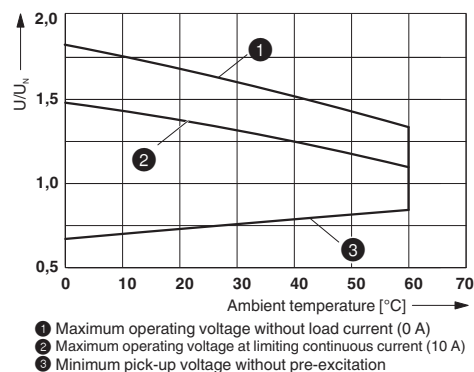
Drawings

Single relay - REL-OR/L-120AC/1/MB - 2901906

Circuit diagram

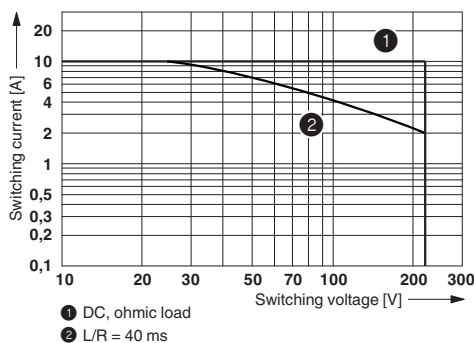


Diagram



Operating voltage range of the relay

Diagram



DC interrupting rating

Phoenix Contact 2018 © - all rights reserved
<http://www.phoenixcontact.com>

PHOENIX CONTACT GmbH & Co. KG
 Flachsmarktstr. 8
 32825 Blomberg
 Germany
 Tel. +49 5235 300
 Fax +49 5235 3 41200
<http://www.phoenixcontact.com>