

Patch panels - FL-PP-RJ45/RJ45-B - 2904933

Please be informed that the data shown in this PDF Document is generated from our Online Catalog. Please find the complete data in the user's documentation. Our General Terms of Use for Downloads are valid (<http://phoenixcontact.com/download>)



Patch panel, narrow overall width, extended temperature range, two RJ45 jacks, 1:1 assignment, all-around shield, CAT5, 10/100 Mbps, DIN rail adapter, IP20

Product Description


Ethernet patch panels enable quick and easy connection between the field cabling and control cabinet cabling. The passive termination panels are a convenient alternative to the on-site assembly of RJ45 connectors.

Your advantages

- ✓ CAT5e
- ✓ Mounting on a DIN rail
- ✓ 10/100 Mbps
- ✓ Easy and convenient extension for RJ45 cable
- ✓ 1:1 connection
- ✓ Extended temperature range of -40°C...85°C



Key Commercial Data

Packing unit	10 pc
GTIN	 4 046356 900836
GTIN	4046356900836

Technical data

Dimensions

Caption	Slim design
Width	22.5 mm
Height	78 mm
Depth	44 mm

Ambient conditions

Ambient temperature (operation)	-40 °C ... 85 °C
Ambient temperature (storage/transport)	-40 °C ... 85 °C

Patch panels - FL-PP-RJ45/RJ45-B - 2904933

Technical data

Ambient conditions

Permissible humidity (operation)	25 % ... 95 % (non-condensing)
Degree of protection	IP20

General

Net weight	40 g
Housing material	PA 6.6-FR
Color	green

Interfaces

Interface 1	Ethernet interface, 10/100/1000Base-T(X) in accordance with IEEE 802.3
No. of ports	1
Connection method	RJ45 CAT5
Transmission length	100 m (including patch cables)
Pin assignment	1:1
Serial transmission speed	10/100 Mbps
Interface 2	Ethernet interface, 10/100/1000Base-T(X) in accordance with IEEE 802.3
No. of ports	1
Connection method	RJ45 CAT5

Conformance/approvals

Designation	Corrosive gas test
Identification	ISA-S71.04-1985 G3 Harsh Group A


Environmental Product Compliance

China RoHS	Environmentally friendly use period: unlimited = EFUP-e
	No hazardous substances above threshold values

Drawings

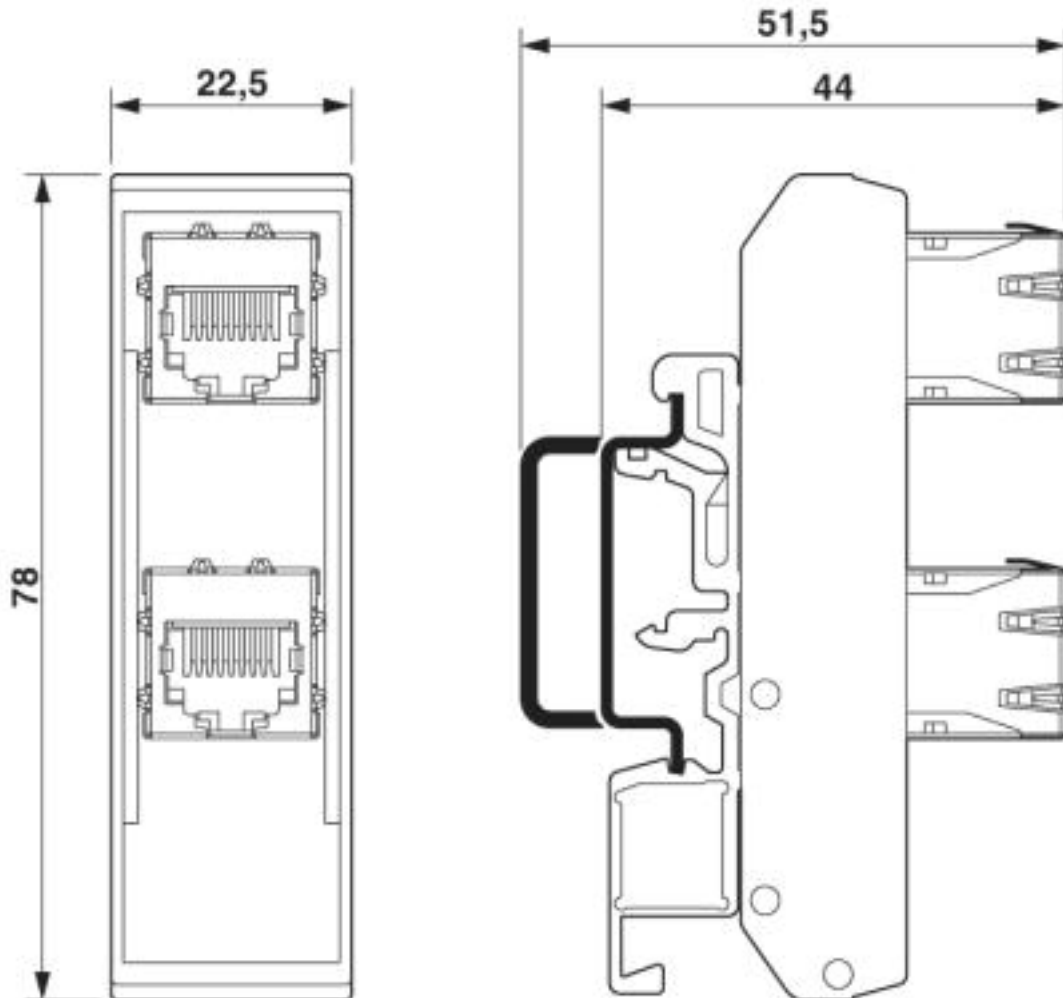
Patch panels - FL-PP-RJ45/RJ45-B - 2904933

Block diagram



Patch panels - FL-PP-RJ45/RJ45-B - 2904933

Dimensional drawing



Slim design

Classifications

eCl@ss

eCl@ss 10.0.1	19170112
eCl@ss 4.0	27230200
eCl@ss 4.1	27230200
eCl@ss 5.0	27230200
eCl@ss 5.1	27230200
eCl@ss 6.0	19170100
eCl@ss 7.0	19170112
eCl@ss 8.0	19170112
eCl@ss 9.0	19170112

Patch panels - FL-PP-RJ45/RJ45-B - 2904933

Classifications

ETIM

ETIM 3.0	EC000313
ETIM 4.0	EC001128
ETIM 5.0	EC002599
ETIM 6.0	EC002599
ETIM 7.0	EC002599

UNSPSC

UNSPSC 6.01	30211506
UNSPSC 7.0901	39121008
UNSPSC 11	39121008
UNSPSC 12.01	39121008
UNSPSC 13.2	26121604
UNSPSC 18.0	43223309
UNSPSC 19.0	43223309
UNSPSC 20.0	43223309
UNSPSC 21.0	43223309

Accessories

Accessories

Data cable preassembled

Patch cable - NBC-R4AC/1,0-93B/R4AC - 1408968



PROFINET patch cable, shielded, star-quad, 22 AWG stranded (7-wire), green, straight RJ45 male connector/IP20 to straight RJ45 male connector/IP20, length: 1.0 m

Patch cable - NBC-R4AC/2,0-93B/R4AC - 1408969



PROFINET patch cable, shielded, star quad, 22 AWG stranded (7-wire), green, straight RJ45 plug/IP20, to straight RJ45 plug/IP20, length: 2 m

Data plug

Patch panels - FL-PP-RJ45/RJ45-B - 2904933

Accessories

RJ45 connector - VS-08-RJ45-5-Q/IP20 - 1656725



RJ45 connector, degree of protection: IP20, number of positions: 8, 1 Gbps, CAT5 (IEC 11801:2002), material: PA, connection method: IDC fast connection, connection cross section: AWG 26- 23, cable outlet: straight, color: traffic grey A RAL 7042

RJ45 connector - VS-08-RJ45-5-Q/IP20 BK - 1658008



RJ45 connector, degree of protection: IP20, number of positions: 8, 1 Gbps, CAT5 (IEC 11801:2002), material: PA, connection method: IDC fast connection, connection cross section: AWG 26- 23, cable outlet: straight, color: black

RJ45 connector - VS-PN-RJ45-5-Q/IP20 - 1658435



RJ45 connector, degree of protection: IP20, number of positions: 4, 100 Mbps, CAT5 (IEC 11801:2002), material: PA, connection method: IDC fast connection, cable outlet: straight, color: traffic grey A RAL 7042

Network isolator

Network isolator - FL ISOLATOR 100-RJ/SC - 2313928



Passive network isolator for electrical isolation in Ethernet networks. This protects Ethernet devices from potential differences of up to 4 kV. Can be used for transmission speeds of up to 100 Mbps. Connection using RJ45 and COMBICON plug-in screw terminal block.

Network isolator - FL ISOLATOR 100-RJ/RJ - 2313931



Passive network isolator for electrical isolation in Ethernet networks. This protects Ethernet devices from potential differences of up to 4 kV. Can be used for transmission speeds of up to 100 Mbps. Possible to connect two RJ45 plugs.

Patch panels - FL-PP-RJ45/RJ45-B - 2904933

Accessories

Network isolator - FL ISOLATOR 1000-RJ/RJ - 2313915



Passive network isolator for electrical isolation in Ethernet networks. This protects Ethernet devices from potential differences of up to 4 kV. Can be used for transmission speeds of up to 1 Gbps. Possible to connect two RJ45 plugs.

Patch cable

Patch cable - FL CAT5 PATCH 0,3 - 2832250



Patch cable, CAT5, assembled, 0.3 m

Patch cable - FL CAT5 PATCH 0,5 - 2832263



Patch cable, CAT5, assembled, 0.5 m

Patch cable - FL CAT5 PATCH 1,0 - 2832276



Patch cable, CAT5, assembled, 1 m

Patch cable - FL CAT5 PATCH 1,5 - 2832221



Patch cable, CAT5, assembled, 1.5 m

Patch panels - FL-PP-RJ45/RJ45-B - 2904933

Accessories

Patch cable - FL CAT5 PATCH 2,0 - 2832289



Patch cable, CAT5, assembled, 2 m

Patch cable - FL CAT5 PATCH 3,0 - 2832292



Patch cable, CAT5, assembled, 3 m

Assembly tool - FL CRIMPTOOL - 2744869



Crimping pliers, for assembling the RJ45 plugs FL PLUG RJ45..., for assembly on site

Stripping tool - VS-CABLE-STRIP-VARIO - 1657407



Stripping tool, for the multi-level stripping of shielded cables

Phoenix Contact 2020 © - all rights reserved
<http://www.phoenixcontact.com>

PHOENIX CONTACT GmbH & Co. KG
Flachmarktstr. 8
32825 Blomberg
Germany
Tel. +49 5235 300
Fax +49 5235 3 41200
<http://www.phoenixcontact.com>