

Type 1 surge protection device - VAL-US-120/65/3+1-FM - 2910360

Please be informed that the data shown in this PDF Document is generated from our Online Catalog. Please find the complete data in the user's documentation. Our General Terms of Use for Downloads are valid (<http://phoenixcontact.com/download>)




Surge protective device, four channel with remote indicator contact for 120/208 V Wye three phase AC, 4-wire plus ground.

Your advantages

- ✓ UL open terminal listed SPD
- ✓ With floating remote indication contact
- ✓ Plugs can be checked with CHECKMASTER
- ✓ Secure hold of plugs in the event of high lightning current loads and strong vibrations thanks to new latching
- ✓ Mechanical coding of all slots
- ✓ Optical, mechanical status indication for the individual arresters
- ✓ Pluggable
- ✓ Thermal disconnect device for each individual plug



Key Commercial Data

Packing unit	1 pc
GTIN	 4 055626 445007
GTIN	4055626445007

Technical data

Dimensions

Height	98.7 mm
Width	71.2 mm
Depth	77.5 mm
Horizontal pitch	4 Div.

Ambient conditions

Degree of protection	IP20 (only when all terminal points are used)
Ambient temperature (operation)	-40 °C ... 80 °C

Type 1 surge protection device - VAL-US-120/65/3+1-FM - 2910360

Technical data

Ambient conditions

Ambient temperature (storage/transport)	-40 °C ... 80 °C
Altitude	≤ 2000 m (amsl (above mean sea level))
Permissible humidity (operation)	5 % ... 95 %
Shock (operation)	30g (Half-sine / 11 ms / 3x ±X, ±Y, ±Z)
Vibration (operation)	7.5g (10 ... 500 Hz / 2.5 h / X, Y, Z)

General

IEC test classification	I / II
	T1 / T2
EN type	T1 / T2
IEC power supply system	TN-S
	TT
Mode of protection	L-N
	L-PE
	N-PE
Mounting type	DIN rail: 35 mm
Color	jet black RAL 9005
Housing material	PA 6.6
	PBT
Degree of pollution	2
Flammability rating according to UL 94	V-0
Type	DIN rail module, two-section, divisible
Number of positions	4
Surge protection fault message	Optical, remote indicator contact

Protective circuit

Nominal voltage U_N	120/208 V AC (TN-S)
	120/208 V AC (TT)
Nominal frequency f_N	50 Hz (60 Hz)
Maximum continuous operating voltage U_C (L-N)	175 V AC
Maximum continuous voltage U_C (N-PE)	264 V AC
Rated load current I_L	80 A
Residual current I_{PE}	≤ 5 μA
Nominal discharge current I_n (8/20) μs (L-N)	12.5 kA
Nominal discharge current I_n (8/20) μs (L-PE)	12.5 kA
Nominal discharge current I_n (8/20) μs (N-PE)	50 kA
Total discharge current I_{total} (10/350) μs	50 kA
Follow current interrupt rating I_{fi} (N-PE)	100 A (264 V AC)
Short-circuit current rating I_{SCCR}	25 kA
Voltage protection level U_p (L-N)	≤ 0.8 kV
Voltage protection level U_p (L-PE)	≤ 2 kV

Type 1 surge protection device - VAL-US-120/65/3+1-FM - 2910360

Technical data

Protective circuit

Voltage protection level U_p (N-PE)	≤ 1.7 kV
Residual voltage U_{res} (L-N)	≤ 0.8 kV (at I_n)
	≤ 0.75 kV (at 10 kA)
	≤ 0.65 kV (at 5 kA)
	≤ 0.6 kV (at 3 kA)
Residual voltage U_{res} (L-PE)	≤ 2 kV (at I_n)
	≤ 1.5 kV (at 10 kA)
	≤ 1.4 kV (at 5 kA)
	≤ 1.3 kV (at 3 kA)
Residual voltage U_{res} (N-PE)	≤ 0.6 kV (at I_n)
	≤ 0.5 kV (at 10 kA)
	≤ 0.5 kV (at 5 kA)
	≤ 0.4 kV (at 3 kA)
TOV behavior at U_T (L-N)	208 V AC (5 s / withstand mode)
	240 V AC (120 min / safe failure mode)
TOV behavior at U_T (N-PE)	1200 V AC (200 ms / withstand mode)
Response time t_A (L-N)	≤ 25 ns
Response time t_A (L-PE)	≤ 100 ns
Response time t_A (N-PE)	≤ 100 ns
Max. backup fuse with V-type through wiring	80 A (gG)
Max. backup fuse with branch wiring	160 A (gG)

Indicator/remote signaling

Switching function	PDT contact
Operating voltage	5 V AC ... 250 V AC
	30 V DC
Operating current	5 mA AC ... 1.5 A AC
	1 A DC
Connection method	Screw connection
Screw thread	M2
Tightening torque	0.25 Nm
Stripping length	7 mm
Conductor cross section flexible	0.14 mm ² ... 1.5 mm ²
Conductor cross section solid	0.14 mm ² ... 1.5 mm ²
Conductor cross section AWG	28 ... 16

Connection data

Connection method	Screw connection
Screw thread	M5
Tightening torque	4.5 Nm (1.5 mm ² ... 16 mm ²)
	4.5 Nm (25 mm ² ... 35 mm ²)

Type 1 surge protection device - VAL-US-120/65/3+1-FM - 2910360

Technical data

Connection data

Stripping length	16 mm
Conductor cross section flexible	1.5 mm ² ... 25 mm ²
Conductor cross section solid	1.5 mm ² ... 35 mm ²
Conductor cross section AWG	15 ... 2

UL specifications

SPD Type	1
Maximum continuous operating voltage MCOV (L-L)	350 V AC
Maximum continuous operating voltage MCOV (L-N)	175 V AC
Maximum continuous operating voltage MCOV (L-G)	175 V AC
Maximum continuous operating voltage MCOV (N-G)	264 V AC
Nom. voltage	120/208 V AC (Wye)
Mode of protection	L-N
	N-G
	L-G
Power distribution system	Wye
Nominal frequency	50/60 Hz
Voltage protection rating VPR (L-L)	1200 V
Voltage protection rating VPR (L-N)	700 V
Voltage protection rating VPR (L-G)	1500 V
Voltage protection rating VPR (N-G)	1200 V
Nominal discharge current I _n	20 kA
Maximum Surge Current per Phase	65 kA
Short-circuit current rating (SCCR)	200 kA

UL indicator/remote signaling

Operating voltage	125 V AC
Operating current	1 A AC
Tightening torque	2 lb _f -in. ... 4 lb _f -in.
Conductor cross section AWG	30 ... 14

UL connection data

Conductor cross section AWG	10 ... 2
Tightening torque	30 lb _f -in.

Standards and Regulations

Standards/regulations	IEC 61643-11 2011
	EN 61643-11 2012

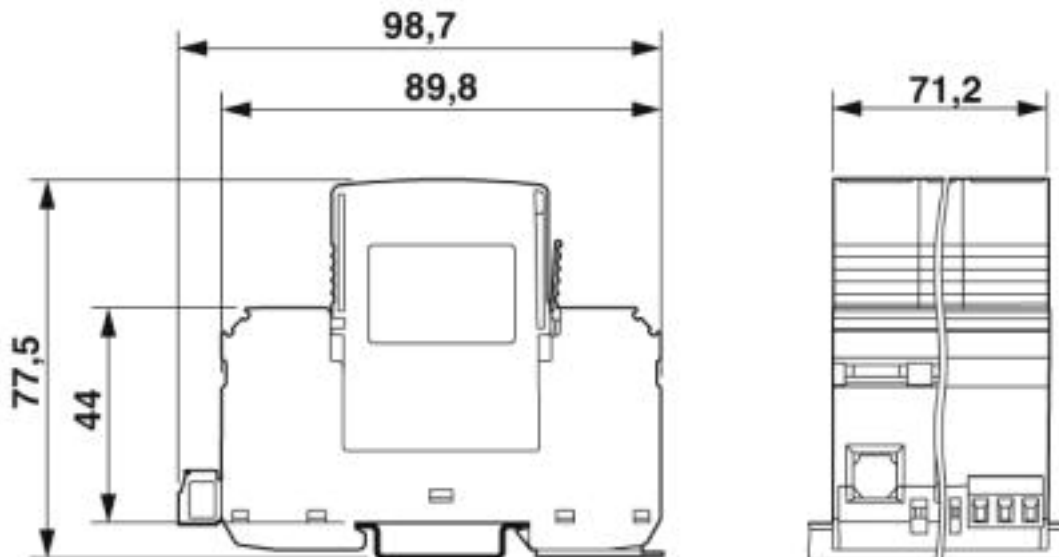
Environmental Product Compliance

REACH SVHC	Lead 7439-92-1
------------	----------------

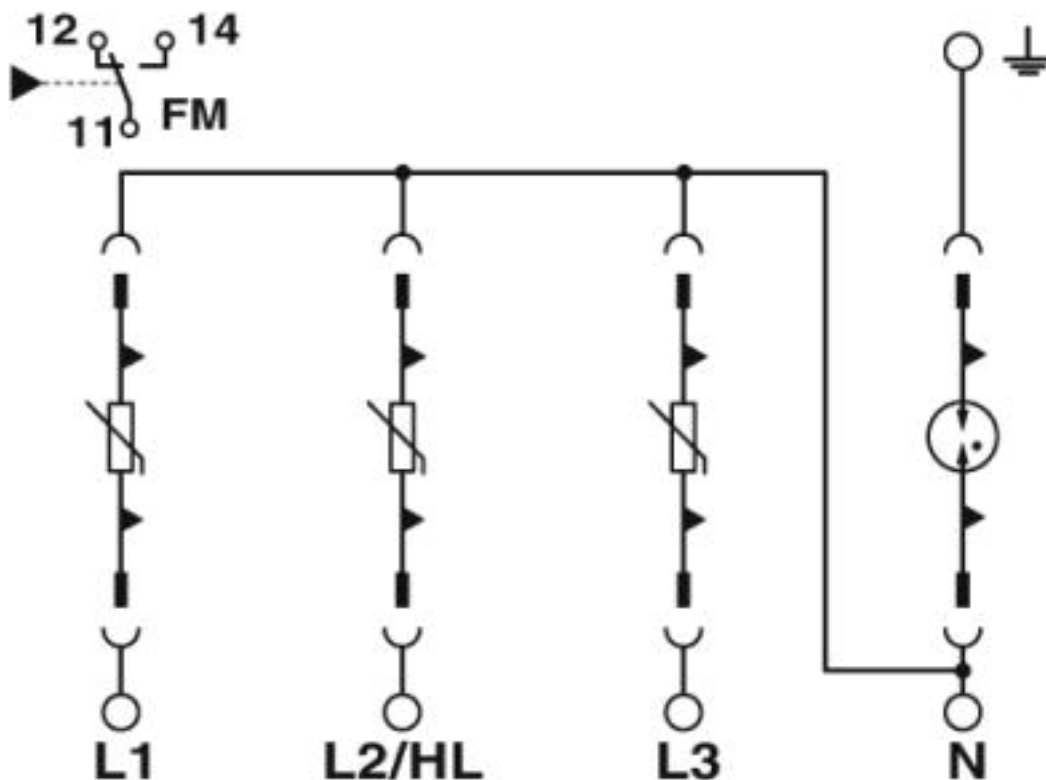
Drawings

Type 1 surge protection device - VAL-US-120/65/3+1-FM - 2910360

Dimensional drawing



Circuit diagram



Type 1 surge protection device - VAL-US-120/65/3+1-FM - 2910360

Classifications

eCl@ss

eCl@ss 10.0.1	27130805
eCl@ss 6.0	27130800
eCl@ss 7.0	27130805
eCl@ss 8.0	27130805
eCl@ss 9.0	27130805

ETIM

ETIM 5.0	EC000941
ETIM 6.0	EC000941
ETIM 7.0	EC000941

Approvals

Approvals

Approvals

UL Listed / cUL Listed / cULus Listed

Ex Approvals

Approval details

UL Listed		http://database.ul.com/cgi-bin/XYV/template/LISEXT/1FRAME/index.htm	FILE E 330181
-----------	--	---	---------------

cUL Listed		http://database.ul.com/cgi-bin/XYV/template/LISEXT/1FRAME/index.htm	FILE E 330181
------------	--	---	---------------

cULus Listed			
--------------	--	--	--

Accessories

Accessories

Bridge

Type 1 surge protection device - VAL-US-120/65/3+1-FM - 2910360

Accessories

Wiring bridge - MPB F600X16/ 1GS - 2818355



Wiring bridge flexible, diameter: 16 mm², with a fork-type cable lug on one side, length: 600 mm

Wiring bridge - MPB F600X16/ 1GS - 2818355



Wiring bridge flexible, diameter: 16 mm², with a fork-type cable lug on one side, length: 600 mm

Wiring bridge - MPB F200X16/ 1GS - 2818339



Wiring bridge flexible, diameter 16 mm², with a fork-type cable lug on one side, length: 200 mm

Wiring bridge - MPB 18/1-10/1.0.0 - 2830443



Wiring bridge for modules with connecting pitch 17.5 mm, 1-phase, 10 pitches with contact sequence 1-0-0

Wiring bridge - MPB 18/4-12 - 2809296



Wiring bridge for modules with connecting pitch 17.5 mm, 4-phase, 12-pos.

Type 1 surge protection device - VAL-US-120/65/3+1-FM - 2910360

Accessories

Wiring bridge - MPB 18/4- 8 - 2809283



Wiring bridge for modules with connecting pitch 17.5 mm, 4-phase, 8-pos.

Wiring bridge - MPB 18/3- 6 - 2809241



Wiring bridge for modules with connecting pitch 17.5 mm, 3-phase, 6-pos.

Wiring bridge - MPB 18/1-57 - 2809238



Wiring bridge for modules with connecting pitch 17.5 mm, 1-phase, 57-pos.

Wiring bridge - MPB 18/1-12 - 2748593



Wiring bridge for modules with connecting pitch 17.5 mm, 1-phase, 12-pos.

Wiring bridge - MPB 18/1- 9 - 2748580



Wiring bridge for modules with connecting pitch 17.5 mm, 1-phase, 9-pos.

Type 1 surge protection device - VAL-US-120/65/3+1-FM - 2910360

Accessories

Wiring bridge - MPB 18/1- 8 - 2748577



Wiring bridge for modules with connecting pitch 17.5 mm, 1-phase, 8-pos.

Wiring bridge - MPB 18/1- 6 - 2748564



Wiring bridge for modules with connecting pitch 17.5 mm, 1-phase, 6-pos.

Wiring bridge - MPB 18/1- 4 - 2809225



Wiring bridge for modules with connecting pitch 17.5 mm, 1-phase, 4-pos.

Wiring bridge - MPB 18/1- 3 - 2809212



Wiring bridge for modules with connecting pitch 17.5 mm, 1-phase, 3-pos.

Wiring bridge - MPB 18/1- 2 - 2809209



Wiring bridge for modules with connecting pitch 17.5 mm, 1-phase, 2-pos.

Device marking

Type 1 surge protection device - VAL-US-120/65/3+1-FM - 2910360

Accessories

Zack marker strip - ZBN 18:UNBEDRUCKT - 2809128



Zack marker strip, Strip, white, unlabeled, can be labeled with: CMS-P1-PLOTTER, PLOTMARK, mounting type: snap into tall marker groove, for terminal block width: 18 mm, lettering field size: 18 x 5 mm, Number of individual labels: 5

Feed-through terminal block

Feed-through terminal block - DK-BIC-35 - 2749880



Feed-through terminal block for VAL and FLT applications

Labeled device marker

Marker for terminal blocks - ZBN 18,LGS:ERDE - 2749589



Marker for terminal blocks, Strip, white, labeled, Horizontal: Grounding symbol, mounting type: snap into tall marker groove, for terminal block width: 18 mm, lettering field size: 18 x 5 mm, Number of individual labels: 5

Marker for terminal blocks - ZBN 18,LGS:L1-N,ERDE - 2749576



Marker for terminal blocks, Strip, white, labeled, Horizontal: L1, L2, L3, N, GND, mounting type: snap into tall marker groove, for terminal block width: 18 mm, lettering field size: 18 x 5 mm, Number of individual labels: 5

Marker pen

Marker pen - B-STIFT - 1051993



Marker pen, for manual labeling of unprinted Zack strips, smear-proof and waterproof, line thickness 0.5 mm

Spare parts

Type 1 surge protection device - VAL-US-120/65/3+1-FM - 2910360

Accessories

Type 1 surge protection plug - VAL-US-120/65-P - 2910330



UL Recognized type 1 SPD and IEC type 2 surge protection plug with a varistor and thermal disconnect for use with VAL-US base elements, mechanical and visual fault warning

Type 1 surge protection plug - GDT-US-NG/80-P - 2910332



UL Recognized type 1 SPD and IEC type 2 surge protection plug with a gas discharge tube and thermal disconnect for use with VAL-US base elements, mechanical and visual fault warning

Phoenix Contact 2020 © - all rights reserved
<http://www.phoenixcontact.com>

PHOENIX CONTACT GmbH & Co. KG
Flachsmarktstr. 8
32825 Blomberg
Germany
Tel. +49 5235 300
Fax +49 5235 3 41200
<http://www.phoenixcontact.com>