

## Interface module - UMK- EC38/38-XOR - 2976297


Please be informed that the data shown in this PDF Document is generated from our Online Catalog. Please find the complete data in the user's documentation. Our General Terms of Use for Downloads are valid (<http://phoenixcontact.com/download>)



Interface module, connection 1: Screw connection, connection 2: ELCO connector 1x 38-position (Pin strip, Type 8016, right)



### Key Commercial Data

Packing unit	1 pc
GTIN	 4 017918 089320
GTIN	4017918089320

### Technical data

#### Note

Type of note	Notes on operation
Note	No additional touch protection is required when using a SELV/PELV voltage ( $\leq 25$ V AC or 60 V DC).
Type of note	Notes on operation
Note	At least one functional insulation against adjacent modules is complied with (in the support rail direction). If the application has stricter requirements for the insulation (basic insulation or reinforced insulation), they must be realized by applying suitable measures (e. g. partition plates).

#### Dimensions

Width	101.5 mm
Height	77 mm
Depth	57.5 mm

#### Ambient conditions

Ambient temperature (operation)	-20 °C ... 50 °C
Maximum altitude	$\leq 2000$ m
Degree of protection	IP00
	$\geq$ IP54 (Installation location)

# Interface module - UMK- EC38/38-XOR - 2976297

## Technical data

### General

Max. permissible operating voltage	25 V AC
	60 V DC
Max. permissible current	2 A (per path)
Max. permissible total current	76 A
Number of positions	38
Mounting position	any
Assembly instructions	In rows with zero spacing

### Connection data

Connection name	Field level
Connection method	Screw connection
Stripping length	8 mm
Screw thread	M3
Conductor cross section solid	0.2 mm <sup>2</sup> ... 4 mm <sup>2</sup>
Conductor cross section flexible	0.2 mm <sup>2</sup> ... 2.5 mm <sup>2</sup>
Conductor cross section AWG	24 ... 12

### Connection data 2

Connection name	Controller level
Connection method	ELCO connector
Coding	1-1
Number of connections	1
Number of positions	38
Note	Pin strip, Type 8016, right

### Standards and Regulations

Designation	Air clearances and creepage distances
Standards/regulations	DIN EN 50178
Rated insulation voltage	85 V
Rated surge voltage	0.8 kV
Insulation	Functional insulation
Pollution degree	2
Overvoltage category	II

### Environmental Product Compliance

REACH SVHC	Lead 7439-92-1
China RoHS	Environmentally Friendly Use Period = 50 years
	For details about hazardous substances go to tab "Downloads", Category "Manufacturer's declaration"

## Drawings

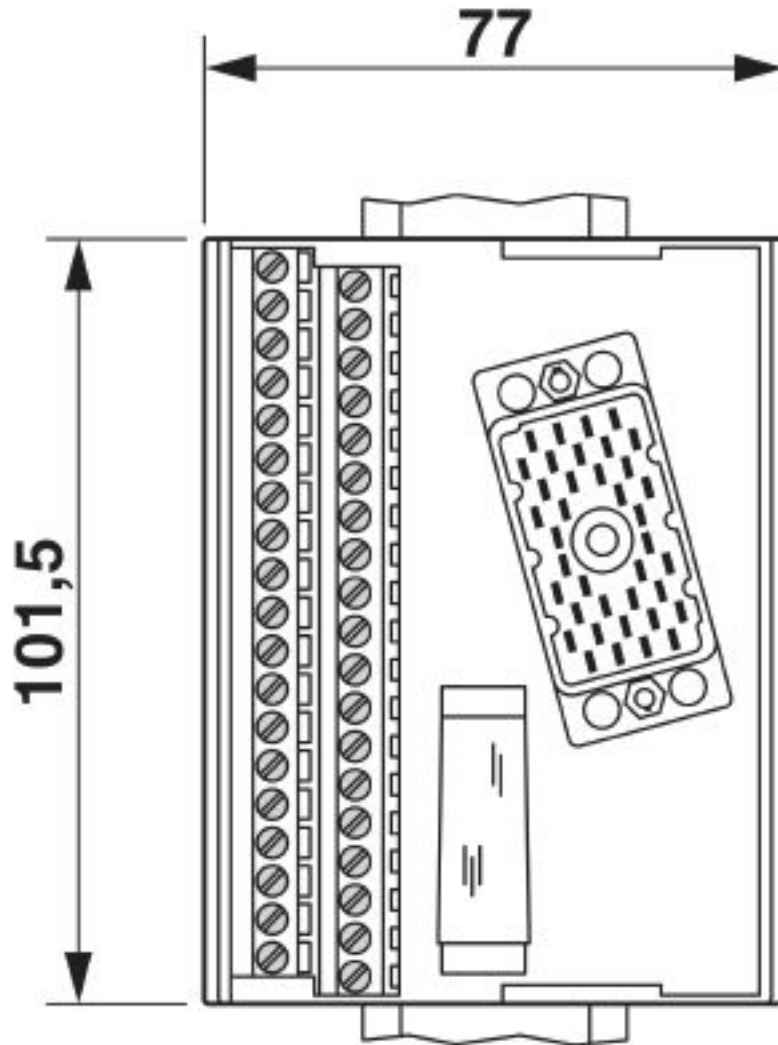
## Interface module - UMK- EC38/38-XOR - 2976297

Connection diagram

Terminal	Pin strip
1	A
2	B
3	C
4	D
5	E
6	F
7	H
8	J
9	K
10	L
11	M
12	N
13	P
14	R
15	S
16	T
17	U
18	V
19	W
20	X
21	Y
22	Z
23	AA
24	BB
25	DD
26	EE
27	FF
28	HH
29	JJ
30	KK
31	LL
32	MM
33	NN
34	PP
35	RR
36	SS
37	TT
CC	CC

## Interface module - UMK- EC38/38-XOR - 2976297

Dimensional drawing



### Classifications

eCl@ss

eCl@ss 10.0.1	27141152
eCl@ss 4.0	27250300
eCl@ss 4.1	27250300
eCl@ss 5.0	27250300
eCl@ss 5.1	27250300
eCl@ss 6.0	27242600
eCl@ss 7.0	27141152
eCl@ss 8.0	27141152
eCl@ss 9.0	27141152

# Interface module - UMK- EC38/38-XOR - 2976297

## Classifications

### ETIM

ETIM 4.0	EC002780
ETIM 5.0	EC002780
ETIM 6.0	EC002780
ETIM 7.0	EC002780

### UNSPSC

UNSPSC 6.01	30211824
UNSPSC 7.0901	39121421
UNSPSC 11	39121421
UNSPSC 12.01	39121421
UNSPSC 13.2	39121432
UNSPSC 18.0	39121432
UNSPSC 19.0	39121432
UNSPSC 20.0	39121432
UNSPSC 21.0	39121432

## Approvals

### Approvals

---

Approvals


EAC

---

Ex Approvals

---

### Approval details

EAC		RU C- DE.A*30.B.01742
-----	---	--------------------------

---

Phoenix Contact 2020 © - all rights reserved  
<http://www.phoenixcontact.com>

PHOENIX CONTACT GmbH & Co. KG  
Flachsmarktstr. 8  
32825 Blomberg  
Germany  
Tel. +49 5235 300  
Fax +49 5235 3 41200  
<http://www.phoenixcontact.com>