



SD1488

RF POWER BIPOLAR TRANSISTORS UHF MOBILE APPLICATIONS

FEATURES SUMMARY

- 470 MHz
- 12.5 VOLTS
- EFFICIENCY 50%
- COMMON EMITTER
- $P_{OUT} = 38 \text{ W MIN. WITH } 5.8 \text{ dB GAIN}$

DESCRIPTION

The SD1488 is a 12.5 V Class C epitaxial silicon NPN planar transistor designed primarily for broadband applications in the 450 - 512 MHz land mobile radio band. This device utilizes diffused emitter resistors to withstand infinite VSWR at rated operating conditions.

Figure 1. Package

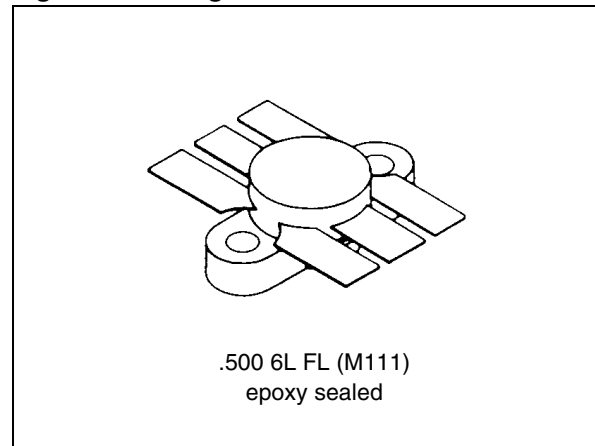


Figure 2. Pin Connection

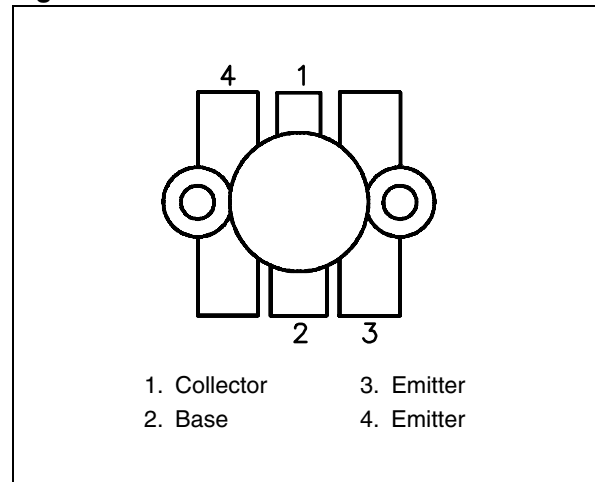


Table 1. Order Codes

Order Codes	Marking	Package	Packaging
SD1488	SD1488	M111	PLASTIC TRAYS

Table 2. Absolute Maximum Ratings ($T_{\text{case}} = 25^{\circ}\text{C}$)

Symbol	Parameter	Value	Unit
V_{CBO}	Collector-Base Voltage	36	V
V_{CEO}	Collector-Emitter Voltage	16	V
V_{EBO}	Emitter-Base Voltage	4.0	V
I_{C}	Device Current	8.0	A
P_{DISS}	Power Dissipation	117	W
T_{J}	Junction Temperature	+200	$^{\circ}\text{C}$
T_{STG}	Storage Temperature	- 65 to +150	$^{\circ}\text{C}$

Table 3. Thermal Data

Symbol	Parameter	Value	Unit
$R_{\text{TH(j-c)}}$	Junction-Case Thermal Resistance	1.5	$^{\circ}\text{C/W}$

ELECTRICAL SPECIFICATIONS ($T_{\text{case}} = 25^{\circ}\text{C}$)**Table 4. Static**

Symbol	Test Conditions	Value			Unit
		Min.	Typ.	Max.	
BV_{CES}	$I_{\text{C}} = 15 \text{ mA}; V_{\text{BE}} = 0 \text{ V}$	36	—	—	V
BV_{CEO}	$I_{\text{C}} = 50 \text{ mA}; I_{\text{B}} = 0 \text{ mA}$	16	—	—	V
BV_{EBO}	$I_{\text{E}} = 5 \text{ mA}; I_{\text{C}} = 0 \text{ mA}$	4.0	—	—	V
I_{CES}	$V_{\text{CE}} = 12.5 \text{ V}; I_{\text{E}} = 0 \text{ mA}$	—	—	5	mA
h_{FE}	$V_{\text{CE}} = 5 \text{ V}; I_{\text{C}} = 1 \text{ A}$	20	—	300	—

Table 5. Dynamic

Symbol	Test Conditions	Value			Unit
		Min.	Typ.	Max.	
P_{OUT}	$f = 470 \text{ MHz}; P_{\text{IN}} = 10.0 \text{ W}; V_{\text{CC}} = 12.5 \text{ V}$	38	—	—	W
G_{P}	$f = 470 \text{ MHz}; P_{\text{IN}} = 10.0 \text{ W}; V_{\text{CC}} = 12.5 \text{ V}$	5.8	—	—	dB
η_{C}	$f = 470 \text{ MHz}; P_{\text{OUT}} = 38 \text{ W}; V_{\text{CC}} = 12.5 \text{ V}$	50	—	—	%
C_{OB}	$f = 1 \text{ MHz}; V_{\text{CB}} = 12.5 \text{ V}$	—	95	—	pF

TYPICAL PERFORMANCE

Figure 3. Power Output vs Power Input

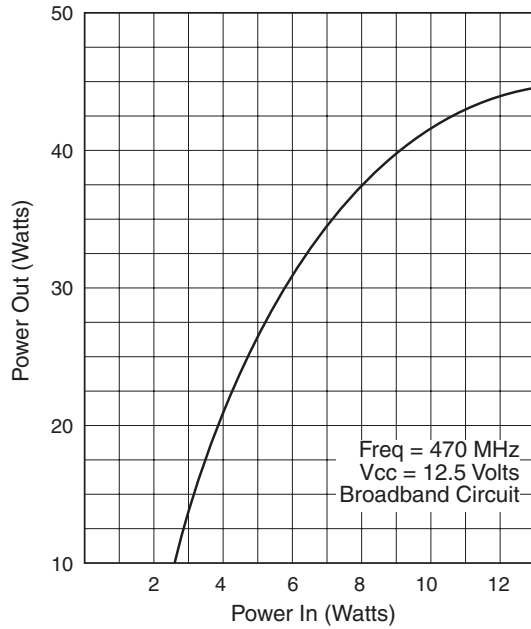


Figure 4. Power Output & Collector Efficiency vs Frequency

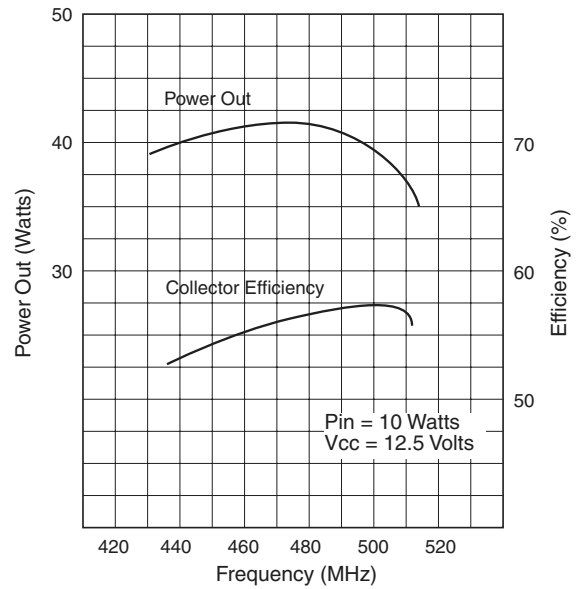


Figure 5. Power Output vs Frequency

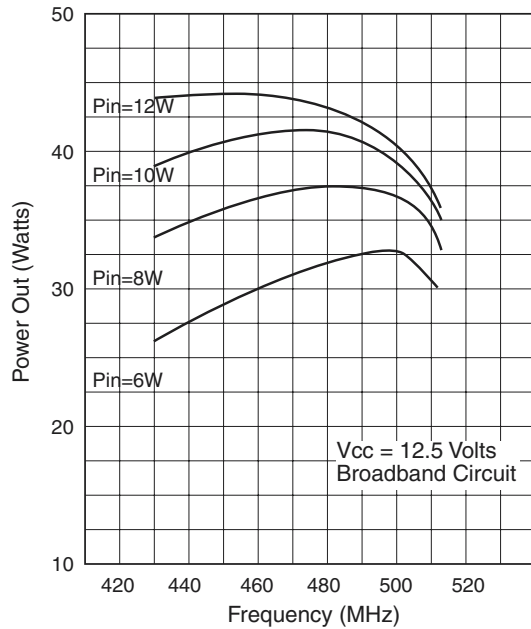


Figure 6. Power Reflected vs Frequency

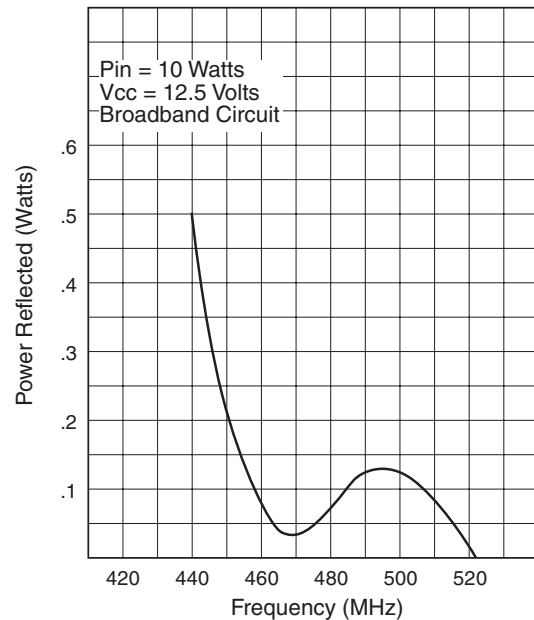
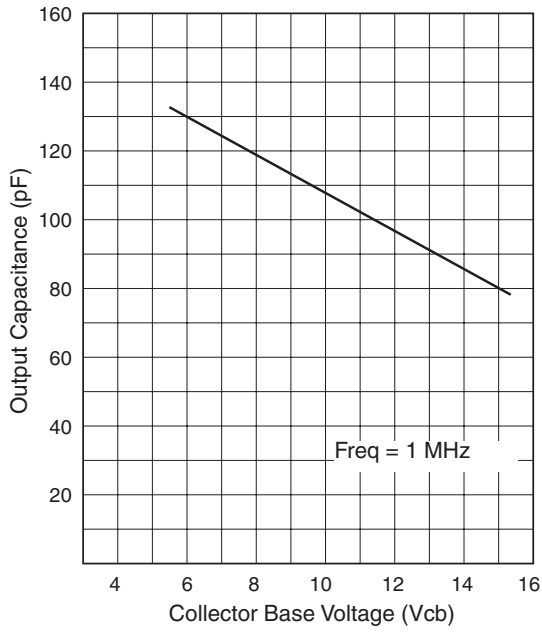


Figure 7. Output Capacitance vs Collector Base Voltage



IMPEDANCE DATA

Figure 8. Typical Input Impedance

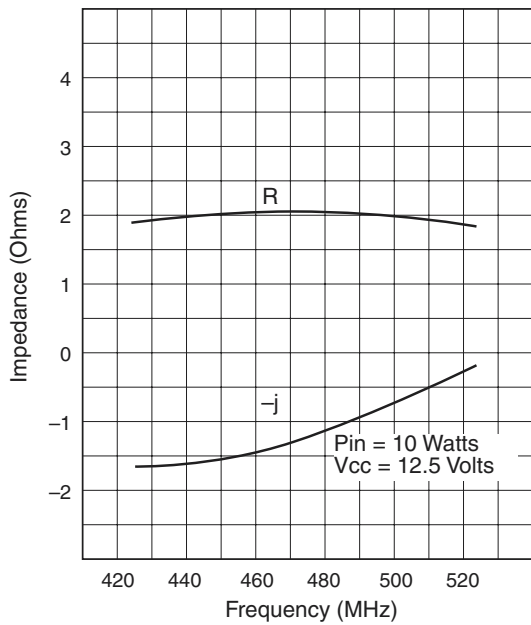
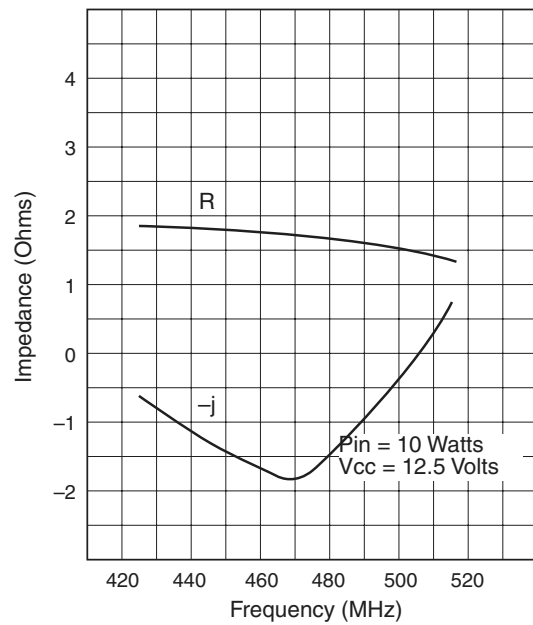


Figure 9. Typical Collector Load Impedance

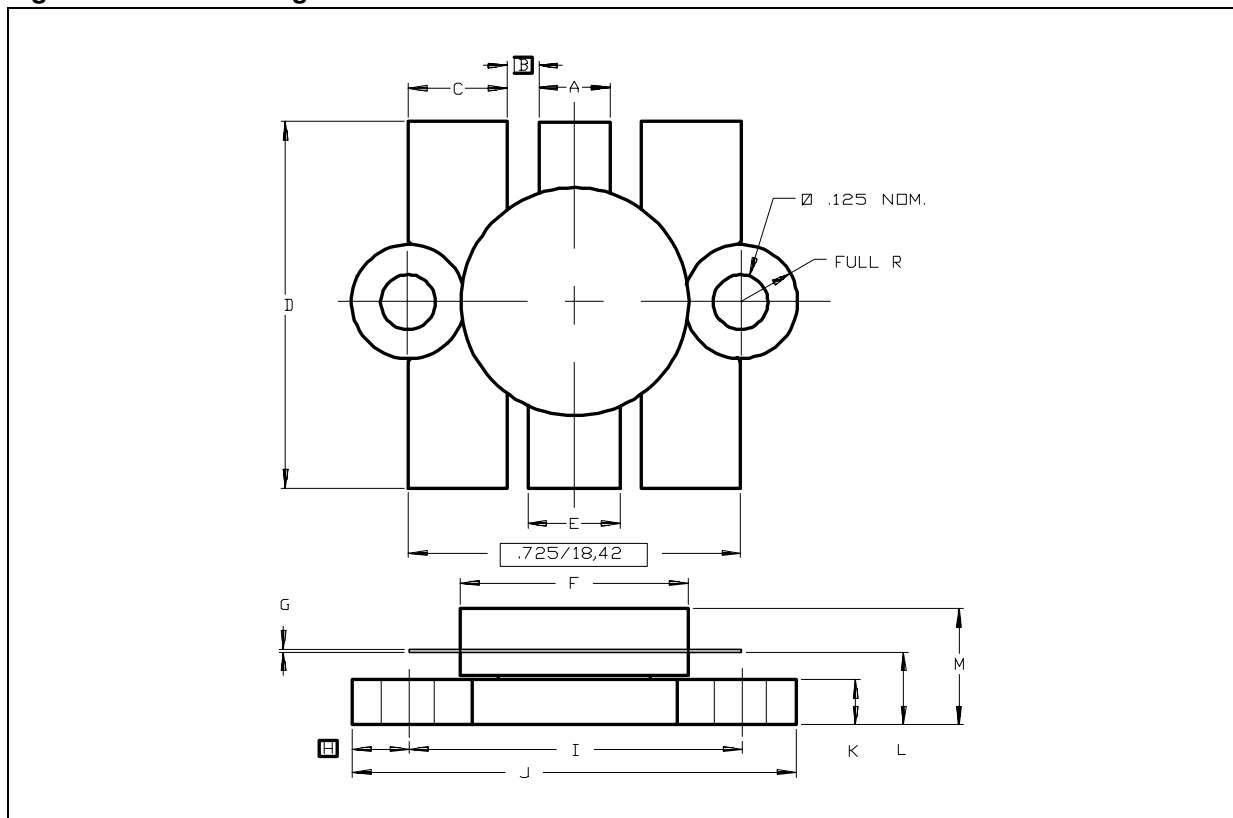


PACKAGE MECHANICAL

Table 6. M111 Mechanical Data

Symbol	millimeters			inches		
	Min	Typ	Max	Min	Typ	Max
A	3.43		4.06	0.150		0.160
B		1.14			0.045	
C	5.33		5.59	0.210		0.220
D	21.21		21.97	0.835		0.865
E	5.08		5.33	0.200		0.210
F	12.45		12.95	0.490		0.510
G	0.08		0.18	0.003		0.007
H		3.18			0.125	
I	18.29		18.54	0.720		0.730
J	24.64		24.89	0.970		0.980
K	2.41		2.67	0.095		0.105
L	3.81		4.32	0.150		0.170
M			7.11			0.280

Figure 10. M111 Package Dimensions



Note: Drawing is not to scale.

REVISION HISTORY

Table 7. Revision History

Date	Revision	Description of Changes
July-1993	1	First Issue
10-June-2004	2	Stylesheet update. No content change.

Information furnished is believed to be accurate and reliable. However, STMicroelectronics assumes no responsibility for the consequences of use of such information nor for any infringement of patents or other rights of third parties which may result from its use. No license is granted by implication or otherwise under any patent or patent rights of STMicroelectronics. Specifications mentioned in this publication are subject to change without notice. This publication supersedes and replaces all information previously supplied. STMicroelectronics products are not authorized for use as critical components in life support devices or systems without express written approval of STMicroelectronics.

The ST logo is a registered trademark of STMicroelectronics.
All other names are the property of their respective owners

© 2004 STMicroelectronics - All rights reserved

STMicroelectronics GROUP OF COMPANIES

Australia - Belgium - Brazil - Canada - China - Czech Republic - Finland - France - Germany - Hong Kong - India - Israel - Italy - Japan -
Malaysia - Malta - Morocco - Singapore - Spain - Sweden - Switzerland - United Kingdom - United States

www.st.com