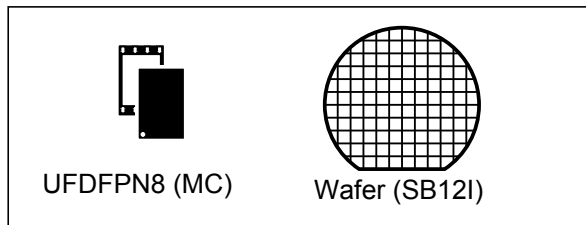


---

**NFC Forum Type 4 Tag IC with 2-Kbit EEPROM and  
RF Session digital output**

---

Data brief

**Features****Contactless interface**

- NFC Forum Type 4 Tag
- ISO/IEC 14443 Type A
- 106 Kbps data rate
- Internal tuning capacitance: 25 pF

**Memory**

- 256-byte (2-kbit) EEPROM
- Support of NDEF data structure
- Data retention: 200 years
- Endurance: 1 million erase-write cycles
- Read up to 246 bytes in a single command
- Write up to 246 bytes in a single command
- 7 bytes unique identifier (UID)
- 128 bits passwords protection

**Package**

- UDFPN8 ECOPACK®2

**Digital pad**

- RF Session output

**Description**

The SRTAG2K-D device is a dynamic NFC/RFID tag IC. It embeds an EEPROM memory. It can be operated from a 13.56 MHz RFID reader or an NFC phone.

The RF protocol is compatible with ISO/IEC 14443 Type A and NFC Forum Type 4 Tag.

# Contents

- 1      Functional description ..... 5**
  - 1.1    Functional modes ..... 6
    - 1.1.1    Tag mode ..... 6
  
- 2      Part numbering ..... 7**
  
- 3      Revision history ..... 8**

## List of tables

Table 1.	Signal names . . . . .	6
Table 2.	Functional mode . . . . .	6
Table 3.	Ordering information scheme for packaged devices. . . . .	7
Table 4.	Document revision history. . . . .	8

## List of figures

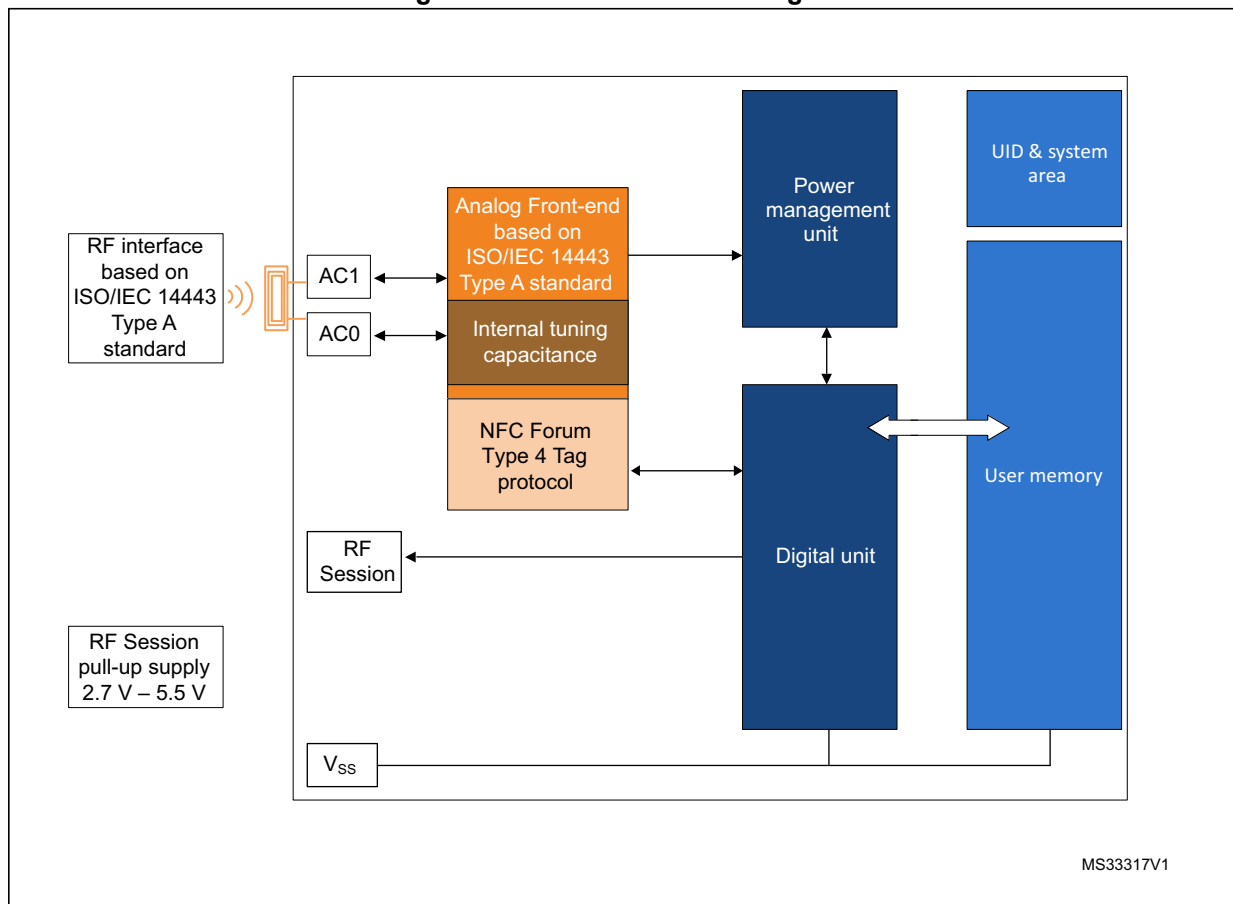
Figure 1. SRTAG2K-D block diagram ..... 5  
Figure 2. 8-pin package connections ..... 6

# 1 Functional description

The SRTAG2K-D device is a dynamic NFC/RFID tag that can be accessed from the RF interface. The RF interface is based on the ISO/IEC 14443 Type A standard. The SRTAG2K-D is compatible with the NFC Forum Type 4 Tag specifications and supports all corresponding commands.

Figure 1 displays the block diagram of the SRTAG2K-D device.

Figure 1. SRTAG2K-D block diagram

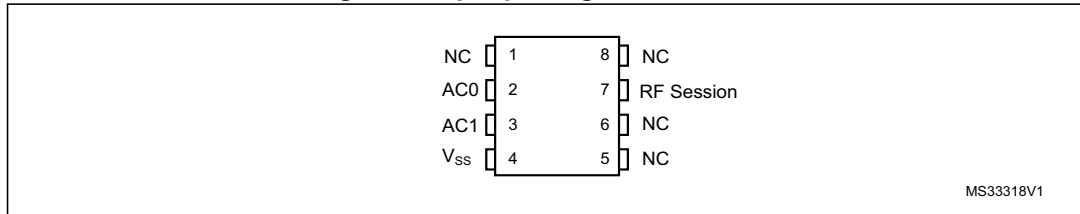


**Table 1. Signal names**

Signal name	Function	Direction
AC0, AC1	Antenna coils	-
VSS	Ground	-
RF Session	Interrupt output <sup>(1)</sup>	Open drain output

1. An external pull-up > 4.7 kΩ is required.

**Figure 2. 8-pin package connections**



1. See Package mechanical data section for package dimensions, and how to identify pin 1.

## 1.1 Functional modes

The SRTAG2K-D has just one functional mode available (see [Table 2](#)).

**Table 2. Functional mode**

Mode	Supply source	Comments
Tag mode	RF field only	The RF interface is connected

### 1.1.1 Tag mode

The SRTAG2K-D is supplied by the RF field and can communicate with an RF host (RFID reader or an NFC phone). The User memory can only be accessed by the RF commands.

## 2 Part numbering

**Table 3. Ordering information scheme for packaged devices**

Example:	SRTAG	2K	-D	MC	6	T	/2
<b>Device type</b>							
SRTAG = Short range tag							
<b>Memory size</b>							
2K = memory size in Kbits							
<b>Device feature</b>							
D = digital output							
<b>Package</b>							
MC = UFDFPN8							
SB12I = 120 μm ± 15 μm bumped and sawn inkless wafer on 8-inch frame							
<b>Device grade</b>							
6 = industrial: device tested with standard test flow over -40 to 85 °C (No parameter for SB12I)							
<b>Option</b>							
T = Tape and reel packing (No parameter for SB12I)							
<b>Capacitance</b>							
/2 = 25 pF							

### 3 Revision history

Table 4. Document revision history

Date	Revision	Changes
14-Feb-2014	1	Initial release.

**Please Read Carefully:**

Information in this document is provided solely in connection with ST products. STMicroelectronics NV and its subsidiaries ("ST") reserve the right to make changes, corrections, modifications or improvements, to this document, and the products and services described herein at any time, without notice.

All ST products are sold pursuant to ST's terms and conditions of sale.

Purchasers are solely responsible for the choice, selection and use of the ST products and services described herein, and ST assumes no liability whatsoever relating to the choice, selection or use of the ST products and services described herein.

No license, express or implied, by estoppel or otherwise, to any intellectual property rights is granted under this document. If any part of this document refers to any third party products or services it shall not be deemed a license grant by ST for the use of such third party products or services, or any intellectual property contained therein or considered as a warranty covering the use in any manner whatsoever of such third party products or services or any intellectual property contained therein.

**UNLESS OTHERWISE SET FORTH IN ST'S TERMS AND CONDITIONS OF SALE ST DISCLAIMS ANY EXPRESS OR IMPLIED WARRANTY WITH RESPECT TO THE USE AND/OR SALE OF ST PRODUCTS INCLUDING WITHOUT LIMITATION IMPLIED WARRANTIES OF MERCHANTABILITY, FITNESS FOR A PARTICULAR PURPOSE (AND THEIR EQUIVALENTS UNDER THE LAWS OF ANY JURISDICTION), OR INFRINGEMENT OF ANY PATENT, COPYRIGHT OR OTHER INTELLECTUAL PROPERTY RIGHT.**

**ST PRODUCTS ARE NOT DESIGNED OR AUTHORIZED FOR USE IN: (A) SAFETY CRITICAL APPLICATIONS SUCH AS LIFE SUPPORTING, ACTIVE IMPLANTED DEVICES OR SYSTEMS WITH PRODUCT FUNCTIONAL SAFETY REQUIREMENTS; (B) AERONAUTIC APPLICATIONS; (C) AUTOMOTIVE APPLICATIONS OR ENVIRONMENTS, AND/OR (D) AEROSPACE APPLICATIONS OR ENVIRONMENTS. WHERE ST PRODUCTS ARE NOT DESIGNED FOR SUCH USE, THE PURCHASER SHALL USE PRODUCTS AT PURCHASER'S SOLE RISK, EVEN IF ST HAS BEEN INFORMED IN WRITING OF SUCH USAGE, UNLESS A PRODUCT IS EXPRESSLY DESIGNATED BY ST AS BEING INTENDED FOR "AUTOMOTIVE, AUTOMOTIVE SAFETY OR MEDICAL" INDUSTRY DOMAINS ACCORDING TO ST PRODUCT DESIGN SPECIFICATIONS. PRODUCTS FORMALLY ESCC, QML OR JAN QUALIFIED ARE DEEMED SUITABLE FOR USE IN AEROSPACE BY THE CORRESPONDING GOVERNMENTAL AGENCY.**

Resale of ST products with provisions different from the statements and/or technical features set forth in this document shall immediately void any warranty granted by ST for the ST product or service described herein and shall not create or extend in any manner whatsoever, any liability of ST.

ST and the ST logo are trademarks or registered trademarks of ST in various countries.

Information in this document supersedes and replaces all information previously supplied.

The ST logo is a registered trademark of STMicroelectronics. All other names are the property of their respective owners.

© 2014 STMicroelectronics - All rights reserved

STMicroelectronics group of companies

Australia - Belgium - Brazil - Canada - China - Czech Republic - Finland - France - Germany - Hong Kong - India - Israel - Italy - Japan - Malaysia - Malta - Morocco - Philippines - Singapore - Spain - Sweden - Switzerland - United Kingdom - United States of America

[www.st.com](http://www.st.com)

